



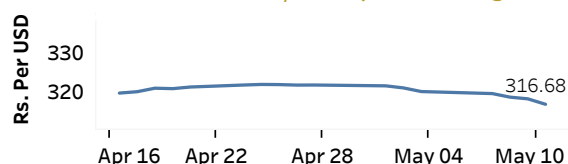
Real GDP Growth: 2022 -7.8% NCPI Y-o-Y Change: March 49.2% CCPI Y-o-Y Change: April 35.3%

Exchange Rates

(Rs. Per Unit)

11-May-23	TT Buying	TT Selling
USD	308.6645	322.7018
GBP	388.8327	408.6321
EUR	337.6695	355.9612
JPY	2.2946	2.4154

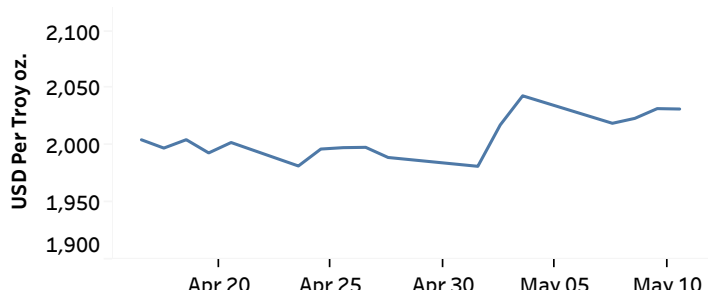
Middle Rate of the USD/LKR Spot Exchange Rate



Source: Central Bank of Sri Lanka

Gold Price

09-May-23	10-May-23	11-May-23
USD 2,023.64	USD 2,032.19	USD 2,031.83

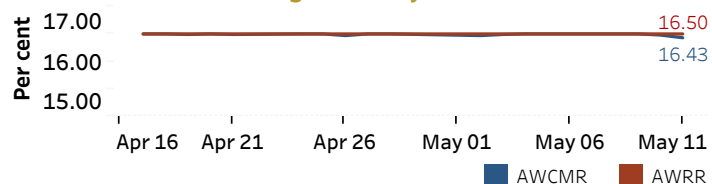


Source: Reuters

Money Market

Policy Rates: SDF Rate: 15.50% SLF Rate: 16.50% SRR: 4.00%

Overnight Money Market



Yield Rates of T-Bills

	Primary Market 08-May-23	Secondary Market 10-May-23
91 Day	25.82	22.33
182 Day	25.42	25.19
364 Day	23.14	23.14

Source: Central Bank of Sri Lanka

Overnight Liquidity (Rs. bn)	10-May-23	11-May-23
	-121.31	-105.06

Share Market

11-May-23

ASPI	▲	8,949.82
S&P SL20	▲	2,603.92

Daily Turnover

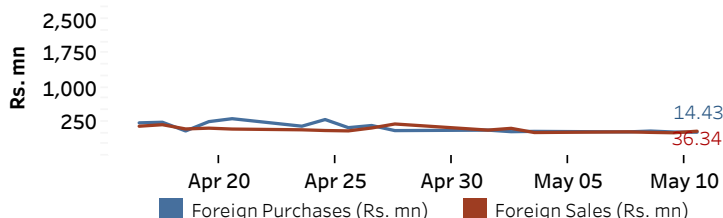
Rs.589.74 mn

Market Capitalisation

Rs. 3,779.58 bn

PE Ratio

4.9

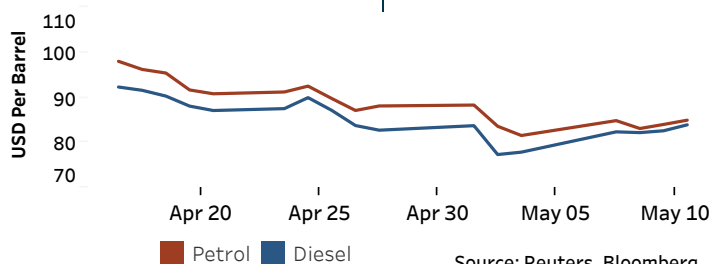


Source: Colombo Stock Exchange

Energy

Petroleum Products (USD per Barrel)

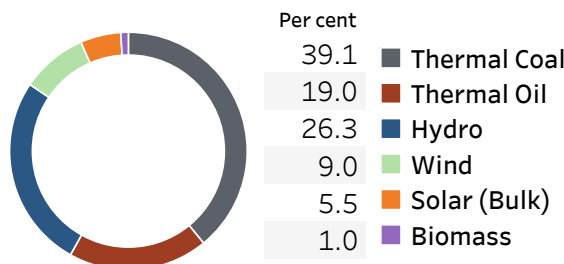
Crude Oil			Refined (Singapore Platts)		
12-May-23*	10-May-23		11-May-23		
Brent	WTI	OPEC	Petrol	Diesel	Kerosene
74.74	70.77	76.60	84.95	83.92	91.40



Source: Reuters, Bloomberg

Electricity Generation

	10-May-23	11-May-23
Total Energy (GWh)	45.43	45.46
Peak Demand (MW)	2,171.10	2,000.00



Source: Ceylon Electricity Board