



Real GDP Growth: 2022 -7.8% NCPI Y-o-Y Change: March 49.2% CCPI Y-o-Y Change: April 35.3%

Exchange Rates

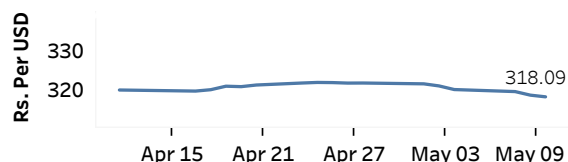
Gold Price

(Rs. Per Unit)

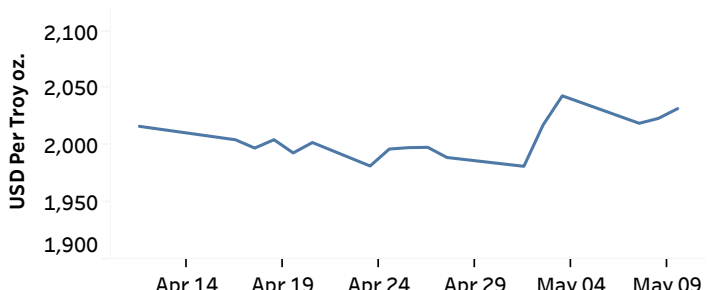
10-May-23	TT Buying	TT Selling
USD	310.9048	324.8084
GBP	391.5681	411.5281
EUR	340.0875	358.0975
JPY	2.2945	2.4137

08-May-23	09-May-23	10-May-23
USD 2,019.33	USD 2,023.64	USD 2,032.19

Middle Rate of the USD/LKR Spot Exchange Rate



Source: Central Bank of Sri Lanka

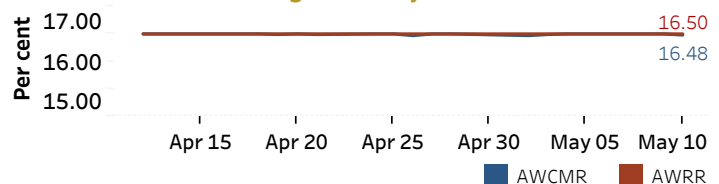


Source: Reuters

Money Market

Policy Rates: SDF Rate: 15.50% SLF Rate: 16.50% SRR: 4.00%

Overnight Money Market



Yield Rates of T-Bills

	Primary Market 08-May-23	Secondary Market 09-May-23
91 Day	25.82	22.12
182 Day	25.42	25.19
364 Day	23.14	23.14

Source: Central Bank of Sri Lanka

Overnight Liquidity (Rs. bn)	09-May-23	10-May-23
	3.34	-121.31

Share Market

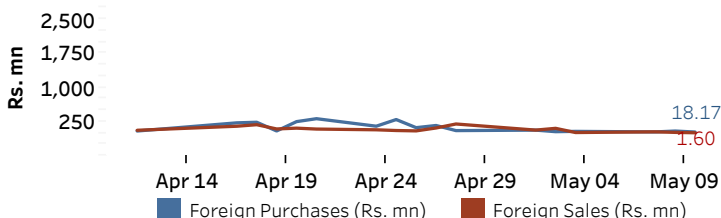
Foreign Purchases and Sales

10-May-23

ASPI	▼	8,892.37
S&P SL20	▼	2,588.63

Daily Turnover
Rs.415.34 mn

Market Capitalisation	PE Ratio
Rs. 3,769.69 bn	4.9

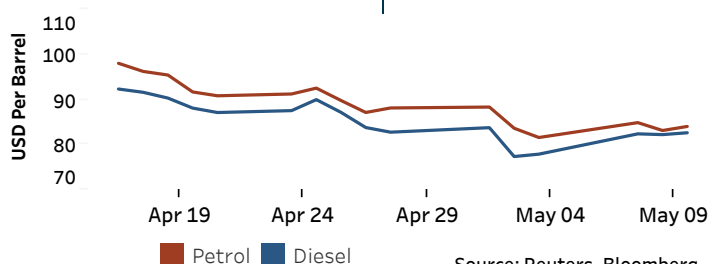


Source: Colombo Stock Exchange

Energy

Petroleum Products (USD per Barrel)

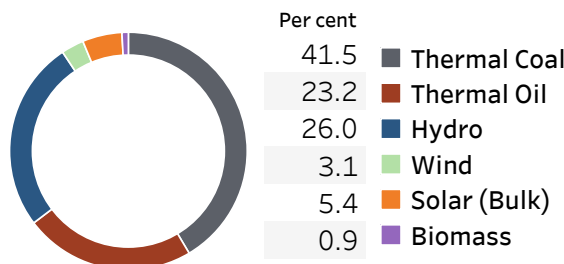
Crude Oil			Refined (Singapore Platts)		
11-May-23*	09-May-23		10-May-23		
Brent	WTI	OPEC	Petrol	Diesel	Kerosene
76.67	72.80	76.31	84.00	82.60	90.27



Source: Reuters, Bloomberg

Electricity Generation

	09-May-23	10-May-23
Total Energy (GWh)	44.32	45.43
Peak Demand (MW)	2,050.60	2,171.10



Source: Ceylon Electricity Board