



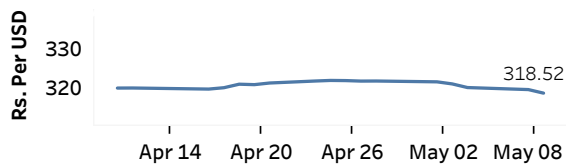
Real GDP Growth: 2022 -7.8% NCPI Y-o-Y Change: March 49.2% CCPI Y-o-Y Change: April 35.3%

Exchange Rates

(Rs. Per Unit)

09-May-23	TT Buying	TT Selling
USD	311.0091	325.9516
GBP	391.6879	411.5682
EUR	341.1064	359.1320
JPY	2.2995	2.4191

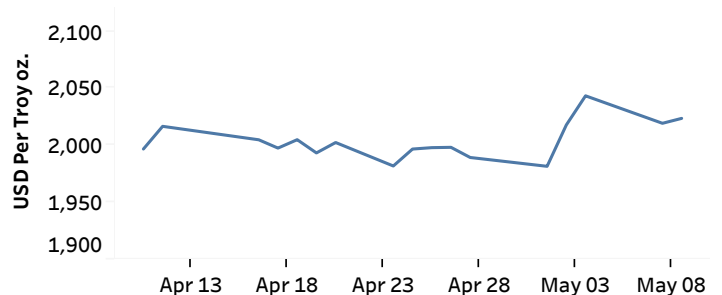
Middle Rate of the USD/LKR Spot Exchange Rate



Source: Central Bank of Sri Lanka

Gold Price

04-May-23	08-May-23	09-May-23
USD 2,043.40	USD 2,019.33	USD 2,023.64

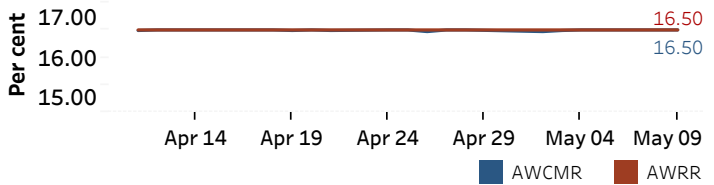


Source: Reuters

Money Market

Policy Rates: SDF Rate: 15.50% SLF Rate: 16.50% SRR: 4.00%

Overnight Money Market



08-May-23 09-May-23

Overnight Liquidity (Rs. bn) -161.93 3.34

Yield Rates of T-Bills

	Primary Market 08-May-23	Secondary Market 08-May-23
91 Day	25.82	22.12
182 Day	25.42	25.45
364 Day	23.14	23.14

Source: Central Bank of Sri Lanka

Share Market

09-May-23

ASPI ▼ 8,914.74
S&P SL20 ▲ 2,604.47

Daily Turnover

Rs.667.81 mn

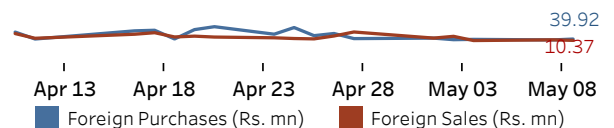
Market Capitalisation

Rs. 3,785.08 bn

PE Ratio

4.9

Rs. mn

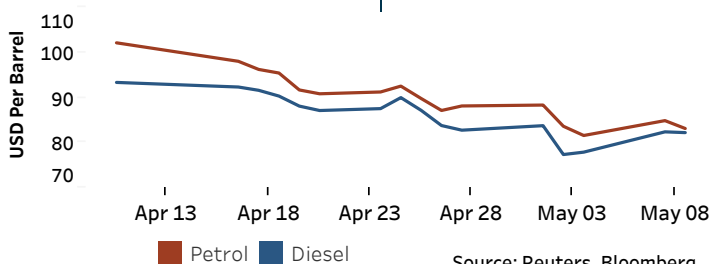


Source: Colombo Stock Exchange

Energy

Petroleum Products (USD per Barrel)

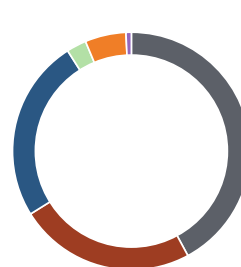
Crude Oil			Refined (Singapore Platts)		
10-May-23*	08-May-23		09-May-23		
Brent	WTI	OPEC	Petrol	Diesel	Kerosene
76.97	73.26	76.54	83.10	82.19	90.51



Source: Reuters, Bloomberg

Electricity Generation

	08-May-23	09-May-23
Total Energy (GWh)	44.41	44.32
Peak Demand (MW)	2,073.90	2,050.60



Per cent

- 42.1 Thermal Coal
- 24.0 Thermal Oil
- 24.9 Hydro
- 2.7 Wind
- 5.6 Solar (Bulk)
- 0.7 Biomass

Source: Ceylon Electricity Board