



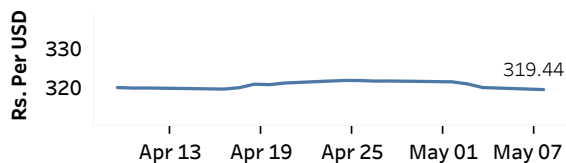
Real GDP Growth: 2022 -7.8%    NCPI Y-o-Y Change: March 49.2%    CCPI Y-o-Y Change: April 35.3%

### Exchange Rates

(Rs. Per Unit)

08-May-23	TT Buying	TT Selling
USD	312.1955	326.3198
GBP	393.8767	414.0478
EUR	343.5567	361.7984
JPY	2.3104	2.4309

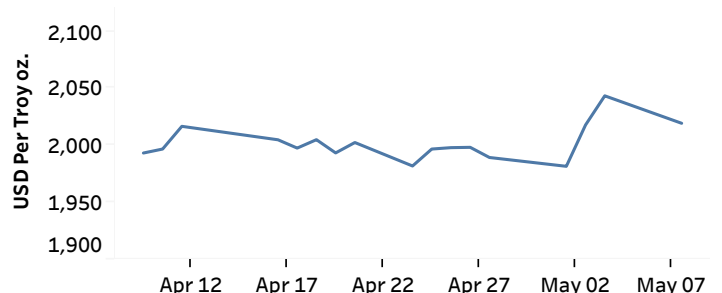
#### Middle Rate of the USD/LKR Spot Exchange Rate



Source: Central Bank of Sri Lanka

### Gold Price

03-May-23	04-May-23	08-May-23
USD 2,017.88	USD 2,043.40	USD 2,019.33




Source: Reuters

### Money Market

Policy Rates: SDF Rate: 15.50%    SLF Rate: 16.50%    SRR: 4.00%

#### Overnight Money Market



AWCMR    AWRR

Overnight Liquidity (Rs. bn)    88.58    -161.93

#### Yield Rates of T-Bills

	Primary Market 28-Apr-23	Secondary Market 04-May-23
91 Day	25.74	22.12
182 Day	25.27	25.41
364 Day	23.00	23.17

Source: Central Bank of Sri Lanka

### Share Market

08-May-23

ASPI ▲ 8,926.58  
S&P SL20 ▲ 2,593.44

#### Daily Turnover

Rs.885.20 mn

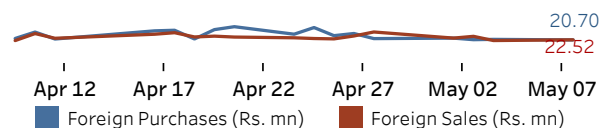
Market Capitalisation

Rs. 3,781.83 bn

PE Ratio

4.9

Rs. mn

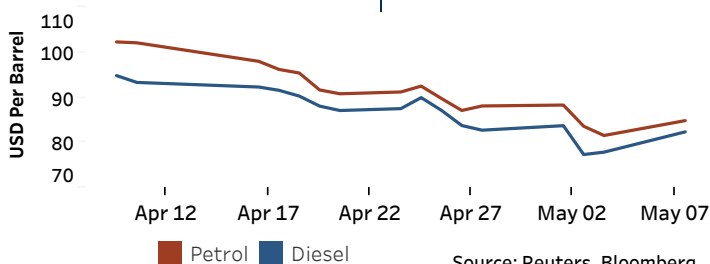


Source: Colombo Stock Exchange

### Energy

#### Petroleum Products (USD per Barrel)

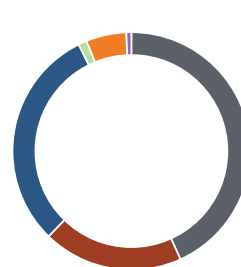
Crude Oil			Refined (Singapore Platts)		
09-May-23*	04-May-23		08-May-23		
Brent	WTI	OPEC	Petrol	Diesel	Kerosene
76.63	72.81	73.26	84.85	82.36	90.34



Source: Reuters, Bloomberg

#### Electricity Generation

	07-May-23	08-May-23
Total Energy (GWh)	35.61	44.41
Peak Demand (MW)	1,866.90	2,073.90



Per cent

- 43.2 Thermal Coal
- 19.0 Thermal Oil
- 30.4 Hydro
- 1.1 Wind
- 5.5 Solar (Bulk)
- 0.7 Biomass

Source: Ceylon Electricity Board