



Real GDP Growth: 2022 -7.8% NCPI Y-o-Y Change: March 49.2% CCPI Y-o-Y Change: April 35.3%

Exchange Rates

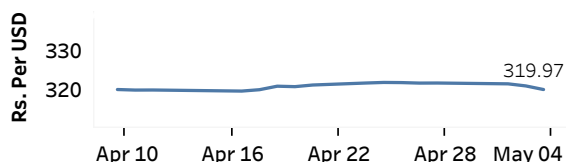
Gold Price

(Rs. Per Unit)

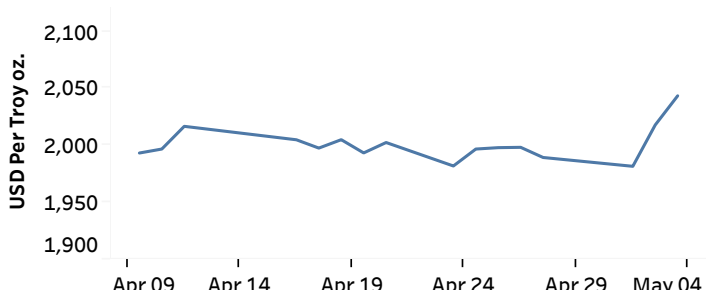
04-May-23	TT Buying	TT Selling
USD	312.5034	326.6292
GBP	392.6790	412.5686
EUR	345.4091	363.7030
JPY	2.3166	2.4391

02-May-23	03-May-23	04-May-23
USD 1,981.67	USD 2,017.88	USD 2,043.40

Middle Rate of the USD/LKR Spot Exchange Rate



Source: Central Bank of Sri Lanka




Source: Reuters

Money Market

Policy Rates: SDF Rate: 15.50% SLF Rate: 16.50% SRR: 4.00%

Overnight Money Market



Yield Rates of T-Bills

	Primary Market 28-Apr-23	Secondary Market 03-May-23
91 Day	25.74	22.12
182 Day	25.27	25.11
364 Day	23.00	22.57

Overnight Liquidity (Rs. bn)	03-May-23	04-May-23
	-112.57	88.58

Source: Central Bank of Sri Lanka

Share Market

04-May-23

ASPI	▲	8,830.36
S&P SL20	▲	2,558.67

Daily Turnover

Rs.252.41 mn

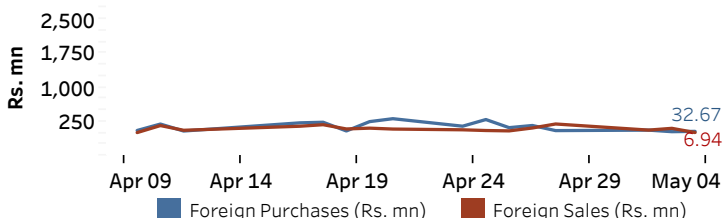
Market Capitalisation

Rs. 3,759.41 bn

PE Ratio

4.8

Foreign Purchases and Sales

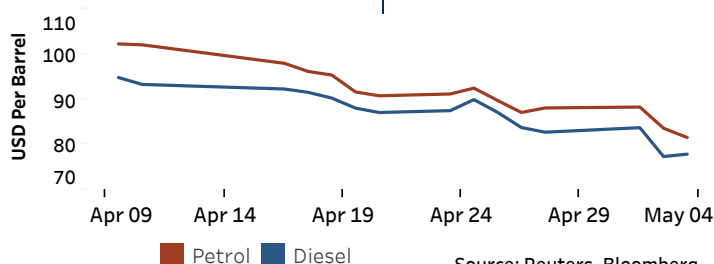


Source: Colombo Stock Exchange

Energy

Petroleum Products (USD per Barrel)

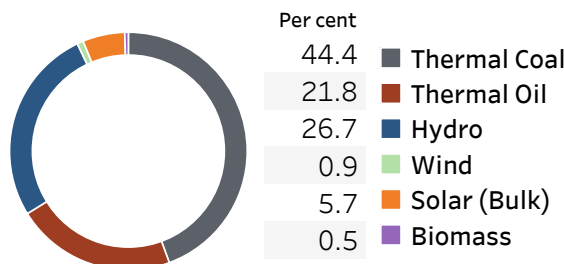
Crude Oil			Refined (Singapore Platts)		
08-May-23*	04-May-23		04-May-23		
Brent	WTI	OPEC	Petrol	Diesel	Kerosene
75.15	71.20	73.26	81.55	77.86	85.94



Source: Reuters, Bloomberg

Electricity Generation

	03-May-23	04-May-23
Total Energy (GWh)	44.31	43.48
Peak Demand (MW)	2,106.40	2,087.60



Source: Ceylon Electricity Board