



Real GDP Growth: 2022 -7.8%    NCPI Y-o-Y Change: March 49.2%    CCPI Y-o-Y Change: April 35.3%

### Exchange Rates

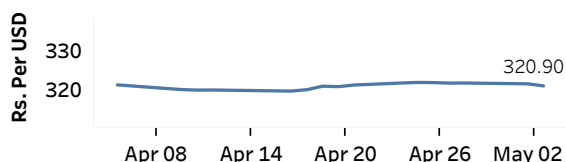
### Gold Price

(Rs. Per Unit)

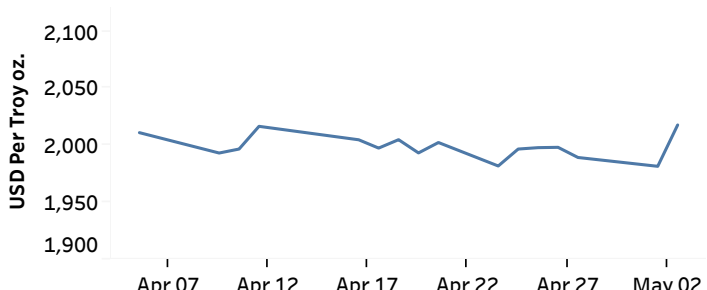
03-May-23	TT Buying	TT Selling
USD	313.0513	327.9562
GBP	390.4879	410.6642
EUR	344.3821	362.9363
JPY	2.2959	2.4197

28-Apr-23	02-May-23	03-May-23
USD 1,989.40	USD 1,981.67	USD 2,017.88

#### Middle Rate of the USD/LKR Spot Exchange Rate



Source: Central Bank of Sri Lanka



Source: Reuters

### Money Market

Policy Rates: SDF Rate: 15.50%    SLF Rate: 16.50%    SRR: 4.00%

#### Overnight Money Market



#### Yield Rates of T-Bills

	Primary Market	Secondary Market
	28-Apr-23	02-May-23
91 Day	25.74	24.52
182 Day	25.27	25.11
364 Day	23.00	22.57

Source: Central Bank of Sri Lanka

Overnight Liquidity (Rs. bn)	02-May-23	03-May-23
	-146.70	-112.57

### Share Market

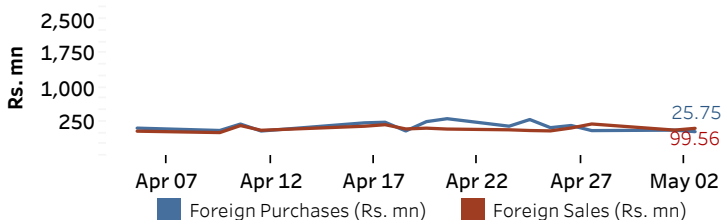
#### Foreign Purchases and Sales

03-May-23

ASPI	▲	8,799.91
S&P SL20	▲	2,534.03

Daily Turnover  
Rs. 611.67 mn

Market Capitalisation	PE Ratio
Rs. 3,750.25 bn	4.8

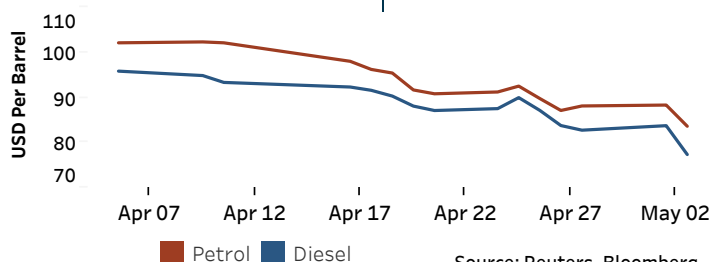


Source: Colombo Stock Exchange

### Energy

#### Petroleum Products (USD per Barrel)

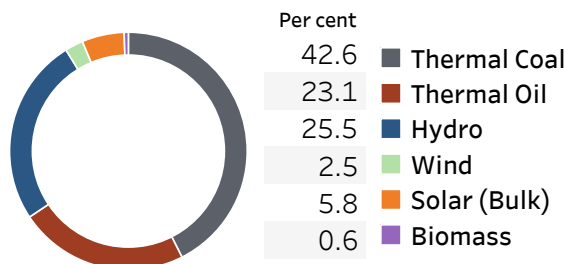
Crude Oil			Refined (Singapore Platts)		
04-May-23*	02-May-23		03-May-23		
Brent	WTI	OPEC	Petrol	Diesel	Kerosene
72.91	68.96	78.55	83.60	77.33	85.39



Source: Reuters, Bloomberg

#### Electricity Generation

	02-May-23	03-May-23
Total Energy (GWh)	42.91	44.31
Peak Demand (MW)	2,090.70	2,106.40



Source: Ceylon Electricity Board