



Real GDP Growth: 2022 -7.8% NCPI Y-o-Y Change: March 49.2% CCPI Y-o-Y Change: April 35.3%

Exchange Rates

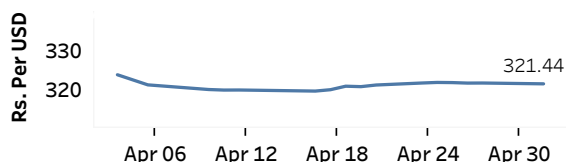
Gold Price

(Rs. Per Unit)

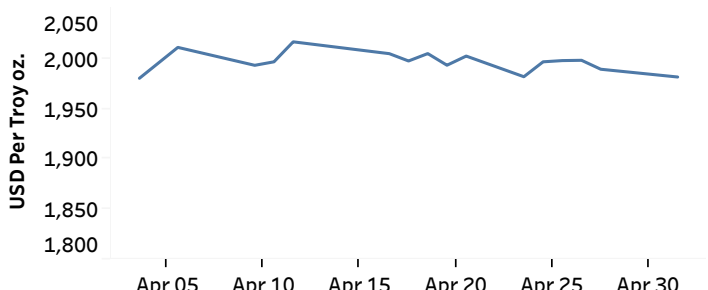
02-May-23	TT Buying	TT Selling
USD	313.7362	328.4158
GBP	391.6489	411.9100
EUR	343.8195	362.4796
JPY	2.2752	2.4023

27-Apr-23	28-Apr-23	02-May-23
USD 1,998.29	USD 1,989.40	USD 1,981.67

Middle Rate of the USD/LKR Spot Exchange Rate



Source: Central Bank of Sri Lanka




Source: Reuters

Money Market

Policy Rates: SDF Rate: 15.50% SLF Rate: 16.50% SRR: 4.00%

Overnight Money Market



AWCMR AWRR

Overnight Liquidity (Rs. bn) 46.34 -146.70

Yield Rates of T-Bills

	Primary Market 28-Apr-23	Secondary Market 28-Apr-23
91 Day	25.74	24.52
182 Day	25.27	25.11
364 Day	23.00	22.72

Source: Central Bank of Sri Lanka

Share Market

02-May-23

ASPI ▼ 8,711.46
S&P SL20 ▼ 2,514.37

Daily Turnover

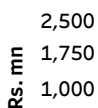
Rs.983.95 mn

Market Capitalisation

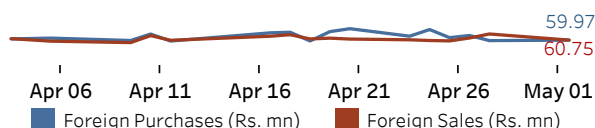
Rs. 3,707.03 bn

PE Ratio

4.8



Foreign Purchases and Sales

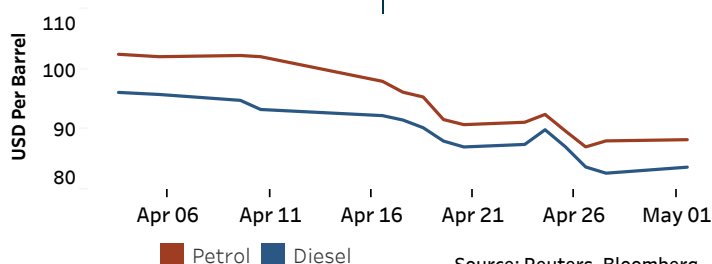


Source: Colombo Stock Exchange

Energy

Petroleum Products (USD per Barrel)

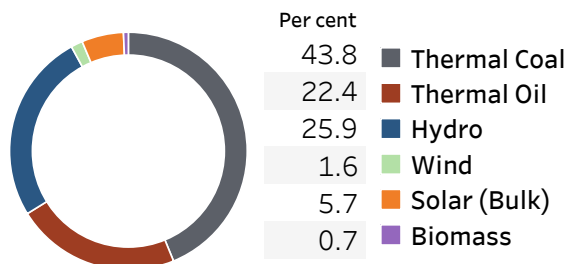
Crude Oil			Refined (Singapore Platts)		
03-May-23*	28-Apr-23	02-May-23	03-May-23*	28-Apr-23	02-May-23
Brent	WTI	OPEC	Petrol	Diesel	Kerosene
75.29	71.59	79.98	88.30	83.73	90.74



Source: Reuters, Bloomberg

Electricity Generation

	01-May-23	02-May-23
Total Energy (GWh)	35.67	42.91
Peak Demand (MW)	1,765.90	2,090.70



Source: Ceylon Electricity Board