



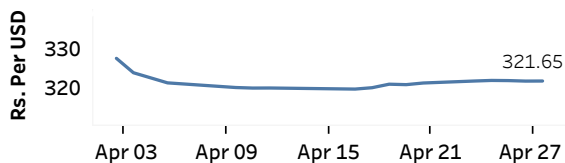
Real GDP Growth: 2022 -7.8% NCPI Y-o-Y Change: March 49.2% CCPI Y-o-Y Change: April 35.3%

Exchange Rates

(Rs. Per Unit)

28-Apr-23	TT Buying	TT Selling
USD	313.9239	328.7514
GBP	391.3463	411.7666
EUR	344.9998	363.6566
JPY	2.3349	2.4608

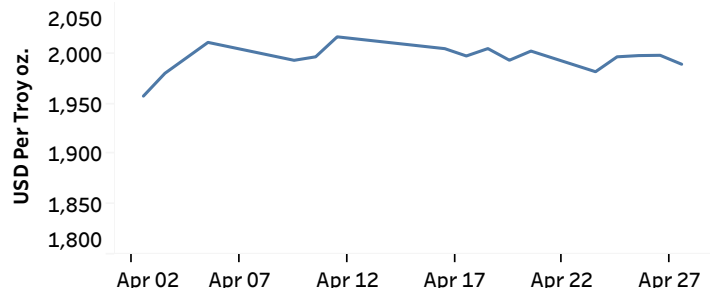
Middle Rate of the USD/LKR Spot Exchange Rate



Source: Central Bank of Sri Lanka

Gold Price

26-Apr-23	27-Apr-23	28-Apr-23
USD 1,998.01	USD 1,998.29	USD 1,989.40

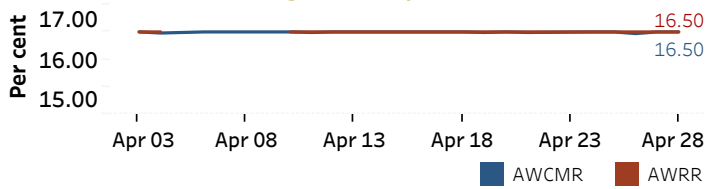


Source: Reuters

Money Market

Policy Rates: SDF Rate: 15.50% SLF Rate: 16.50% SRR: 4.00%

Overnight Money Market



AWCMR AWRR
27-Apr-23 28-Apr-23

Yield Rates of T-Bills

	Primary Market 21-Apr-23	Secondary Market 27-Apr-23
91 Day	25.65	24.47
182 Day	24.97	24.51
364 Day	22.96	22.98

Source: Central Bank of Sri Lanka

Overnight Liquidity (Rs. bn) -147.68 46.34

Share Market

28-Apr-23

ASPI ▼ 8,983.21
S&P SL20 ▼ 2,617.79

Daily Turnover

Rs.895.77 mn

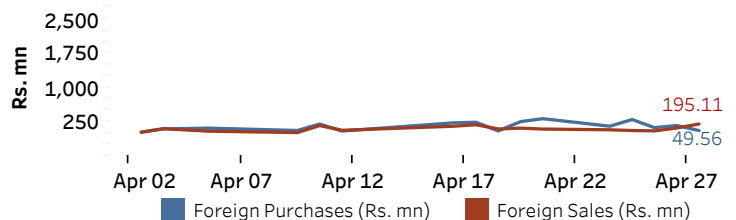
Market Capitalisation

Rs. 3,823.37 bn

PE Ratio

4.9

Foreign Purchases and Sales

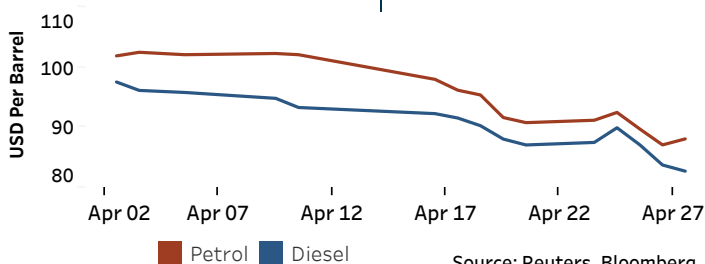


Source: Colombo Stock Exchange

Energy

Petroleum Products (USD per Barrel)

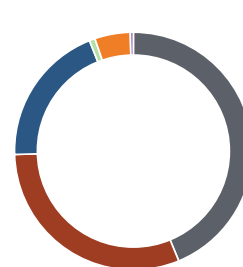
Crude Oil			Refined (Singapore Platts)		
02-May-23*	27-Apr-23		28-Apr-23		
Brent	WTI	OPEC	Petrol	Diesel	Kerosene
79.27	75.62	78.40	88.10	82.73	90.18



Source: Reuters, Bloomberg

Electricity Generation

	27-Apr-23	28-Apr-23
Total Energy (GWh)	44.63	44.50
Peak Demand (MW)	2,213.40	2,089.60



Per cent	Source
43.8	Thermal Coal
30.8	Thermal Oil
19.4	Hydro
0.8	Wind
4.8	Solar (Bulk)
0.4	Biomass

Source: Ceylon Electricity Board