



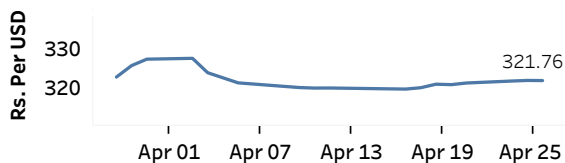
Real GDP Growth: 2022 -7.8% NCPI Y-o-Y Change: March 49.2% CCPI Y-o-Y Change: March 50.3%

### Exchange Rates

(Rs. Per Unit)

26-Apr-23	TT Buying	TT Selling
USD	313.4509	328.6723
GBP	388.6465	409.2464
EUR	343.3733	362.2232
JPY	2.3420	2.4688

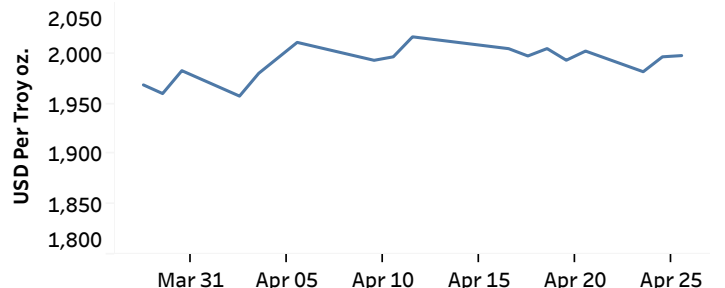
### Middle Rate of the USD/LKR Spot Exchange Rate



Source: Central Bank of Sri Lanka

### Gold Price

24-Apr-23	25-Apr-23	26-Apr-23
USD 1,981.96	USD 1,996.79	USD 1,998.01

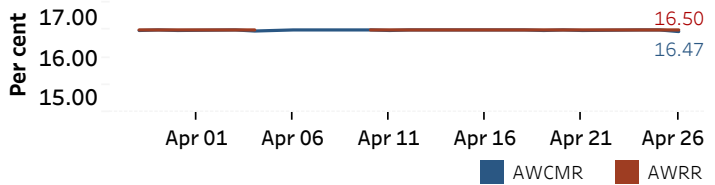


Source: Reuters

### Money Market

Policy Rates: SDF Rate: 15.50% SLF Rate: 16.50% SRR: 4.00%

#### Overnight Money Market



#### Yield Rates of T-Bills

	Primary Market 21-Apr-23	Secondary Market 25-Apr-23
91 Day	25.65	25.44
182 Day	24.97	24.38
364 Day	22.96	22.85

Source: Central Bank of Sri Lanka

Overnight Liquidity (Rs. bn)	25-Apr-23	26-Apr-23
	-169.96	-132.21

### Share Market

26-Apr-23

ASPI	▼	9,091.72
S&P SL20	▼	2,646.48

#### Daily Turnover

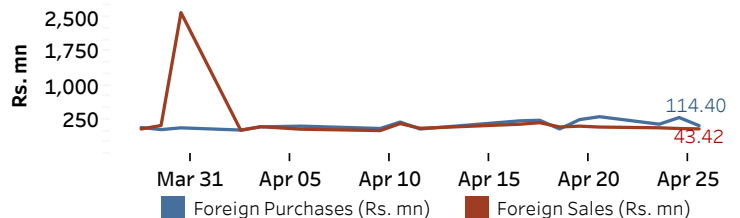
Rs. 740.53 mn

#### Market Capitalisation

Rs. 3,871.75 bn

#### PE Ratio

5.0

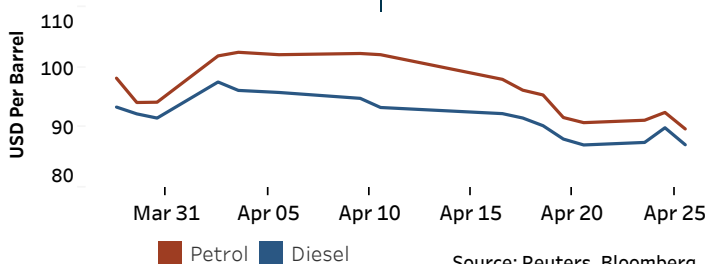


Source: Colombo Stock Exchange

### Energy

#### Petroleum Products (USD per Barrel)

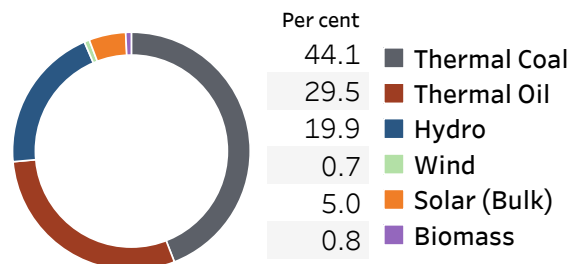
Crude Oil			Refined (Singapore Platts)		
27-Apr-23 *	25-Apr-23		26-Apr-23		
Brent	WTI	OPEC	Petrol	Diesel	Kerosene
78.07	74.50	82.95	89.75	87.12	94.10



Source: Reuters, Bloomberg

#### Electricity Generation

	25-Apr-23	26-Apr-23
Total Energy (GWh)	43.93	43.24
Peak Demand (MW)	1,886.80	1,964.50



Source: Ceylon Electricity Board