



Real GDP Growth: 2022 -7.8% NCPI Y-o-Y Change: March 49.2% CCPI Y-o-Y Change: March 50.3%

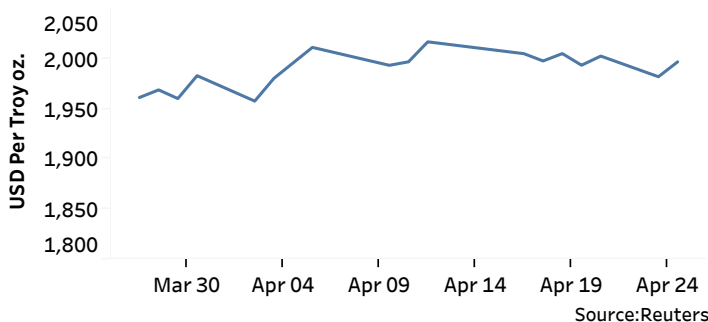
Exchange Rates

(Rs. Per Unit)

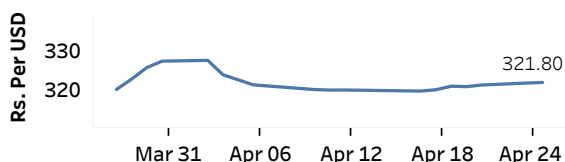
25-Apr-23	TT Buying	TT Selling
USD	313.2667	328.5407
GBP	390.7673	411.4992
EUR	345.7907	364.5059
JPY	2.3271	2.4544

Gold Price

21-Apr-23	24-Apr-23	25-Apr-23
USD 2,002.50	USD 1,981.96	USD 1,996.79



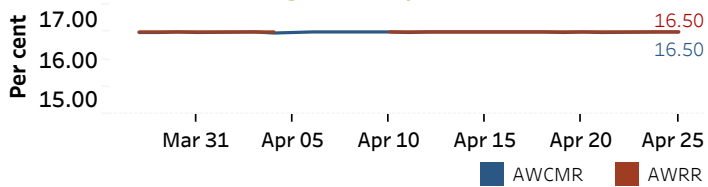
Middle Rate of the USD/LKR Spot Exchange Rate



Money Market

Policy Rates: SDF Rate: 15.50% SLF Rate: 16.50% SRR: 4.00%

Overnight Money Market



Yield Rates of T-Bills

	Primary Market 21-Apr-23	Secondary Market 24-Apr-23
91 Day	25.65	25.34
182 Day	24.97	24.54
364 Day	22.96	22.90

Overnight Liquidity (Rs. bn)	24-Apr-23	25-Apr-23
	-191.57	-169.96

Source: Central Bank of Sri Lanka

Share Market

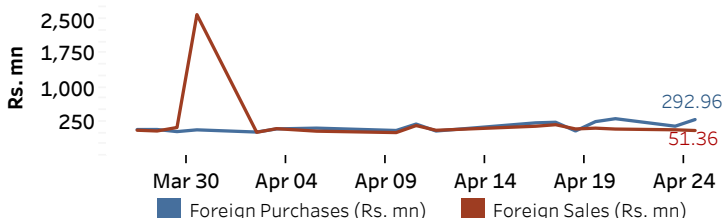
25-Apr-23

ASPI	▼	9,125.32
S&P SL20	▼	2,656.88

Daily Turnover

Rs.1,144.96 mn

Market Capitalisation	PE Ratio
Rs. 3,883.70 bn	5.0

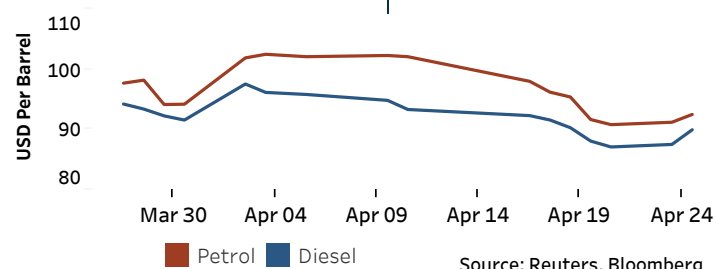


Source: Colombo Stock Exchange

Energy

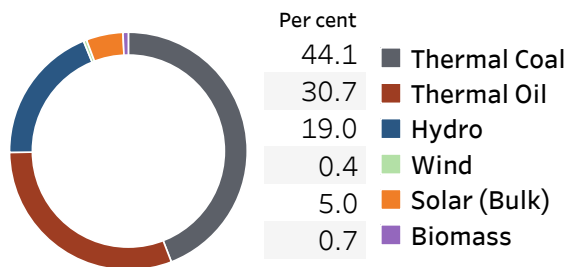
Petroleum Products (USD per Barrel)

Crude Oil			Refined (Singapore Platts)		
26-Apr-23 *	24-Apr-23		25-Apr-23		
Brent	WTI	OPEC	Petrol	Diesel	Kerosene
80.91	77.27	82.30	92.50	89.95	96.46



Electricity Generation

	24-Apr-23	25-Apr-23
Total Energy (GWh)	44.56	43.93
Peak Demand (MW)	2,074.00	1,886.80



Source: Ceylon Electricity Board