



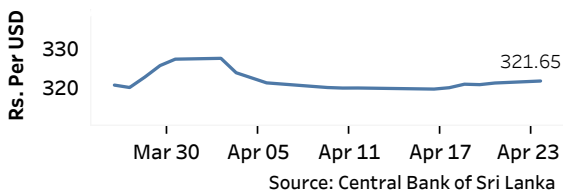
Real GDP Growth: 2022 -7.8% NCPI Y-o-Y Change: March 49.2% CCPI Y-o-Y Change: March 50.3%

Exchange Rates

(Rs. Per Unit)

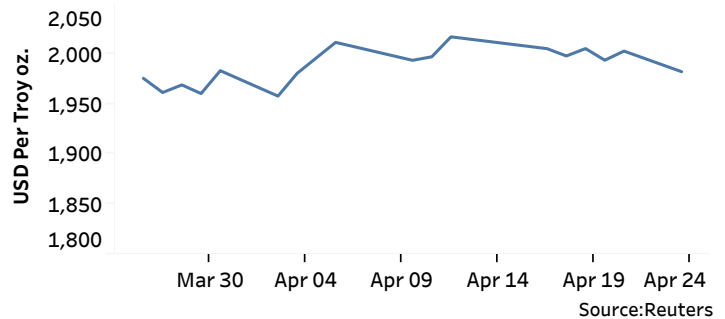
24-Apr-23	TT Buying	TT Selling
USD	313.3347	328.4847
GBP	388.9437	409.9308
EUR	343.3922	362.3782
JPY	2.3273	2.4547

Middle Rate of the USD/LKR Spot Exchange Rate



Gold Price

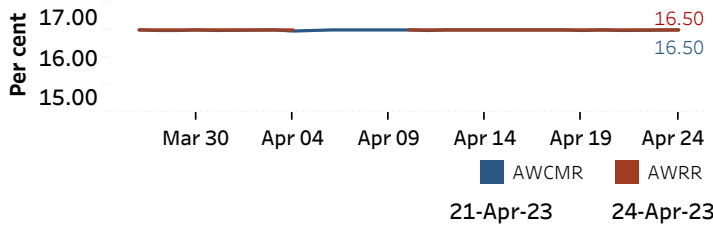
20-Apr-23	21-Apr-23	24-Apr-23
USD 1,993.39	USD 2,002.50	USD 1,981.96



Money Market

Policy Rates: SDF Rate: 15.50% SLF Rate: 16.50% SRR: 4.00%

Overnight Money Market



Yield Rates of T-Bills

	Primary Market 21-Apr-23	Secondary Market 21-Apr-23
91 Day	25.65	25.20
182 Day	24.97	24.54
364 Day	22.96	22.90

Source: Central Bank of Sri Lanka

Overnight Liquidity (Rs. bn)	21-Apr-23	24-Apr-23
	-1.01	-191.57

Share Market

24-Apr-23

ASPI	▼	9,187.29
S&P SL20	▼	2,683.75

Daily Turnover

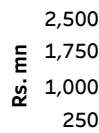
Rs.678.66 mn

Market Capitalisation

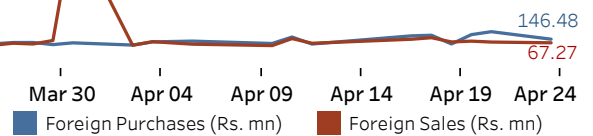
Rs. 3,913.55 bn

PE Ratio

5.0



Foreign Purchases and Sales

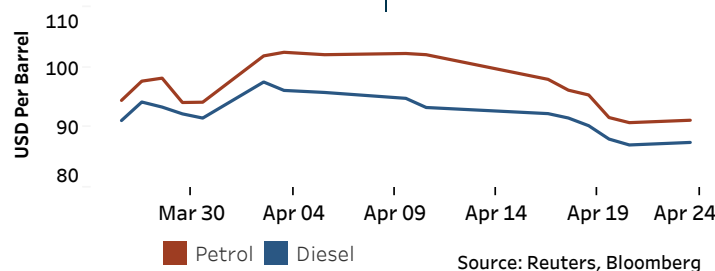


Source: Colombo Stock Exchange

Energy

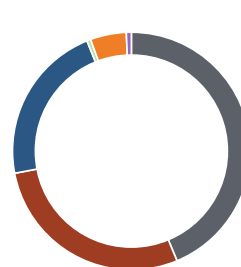
Petroleum Products (USD per Barrel)

Crude Oil			Refined (Singapore Platts)		
25-Apr-23 *	19-Apr-23		24-Apr-23		
Brent	WTI	OPEC	Petrol	Diesel	Kerosene
82.98	78.98	84.41	91.20	87.51	93.99



Electricity Generation

	23-Apr-23	24-Apr-23
Total Energy (GWh)	38.84	44.56
Peak Demand (MW)	1,901.00	2,074.00



Per cent	
43.7	Thermal Coal
28.3	Thermal Oil
21.9	Hydro
0.5	Wind
4.9	Solar (Bulk)
0.7	Biomass

Source: Ceylon Electricity Board