



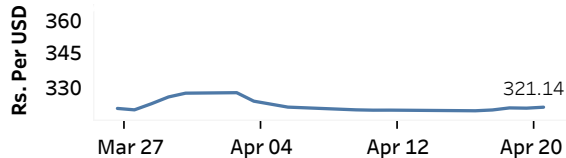
Real GDP Growth: 2022 -7.8% NCPI Y-o-Y Change: March 49.2% CCPI Y-o-Y Change: March 50.3%

Exchange Rates

(Rs. Per Unit)

| 21-Apr-23 | TT Buying | TT Selling |
|-----------|-----------|------------|
| USD | 313.0593 | 328.5152 |
| GBP | 388.3984 | 409.8398 |
| EUR | 342.6230 | 361.6760 |
| JPY | 2.3310 | 2.4603 |

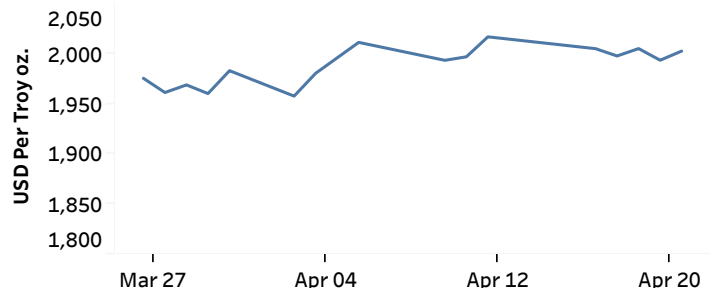
Middle Rate of the USD/LKR Spot Exchange Rate



Source: Central Bank of Sri Lanka

Gold Price

| 19-Apr-23 | 20-Apr-23 | 21-Apr-23 |
|--------------|--------------|--------------|
| USD 2,004.99 | USD 1,993.39 | USD 2,002.50 |



Source: Reuters

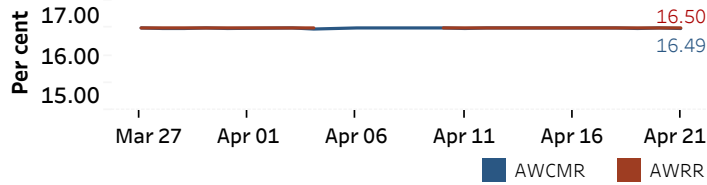
Money Market

Policy Rates: SDF Rate: 15.50%

SLF Rate: 16.50%

SRR: 4.00%

Overnight Money Market



Yield Rates of T-Bills

| | Primary Market 17-Apr-23 | Secondary Market 20-Apr-23 |
|---------|-----------------------------|-------------------------------|
| 91 Day | 24.80 | 25.43 |
| 182 Day | 24.10 | 24.40 |
| 364 Day | 22.64 | 22.63 |

Source: Central Bank of Sri Lanka

| Overnight Liquidity (Rs. bn) | 20-Apr-23 | 21-Apr-23 |
|------------------------------|-----------|-----------|
| | -175.36 | -1.01 |

Share Market

21-Apr-23

| | | |
|----------|---|----------|
| ASPI | ▼ | 9,260.41 |
| S&P SL20 | ▼ | 2,711.10 |

Daily Turnover

Rs.966.84 mn

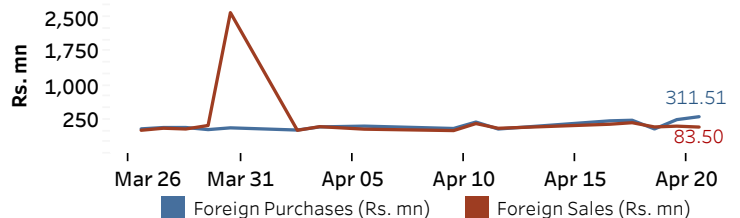
Market Capitalisation

Rs. 3,943.74 bn

PE Ratio

5.1

Foreign Purchases and Sales

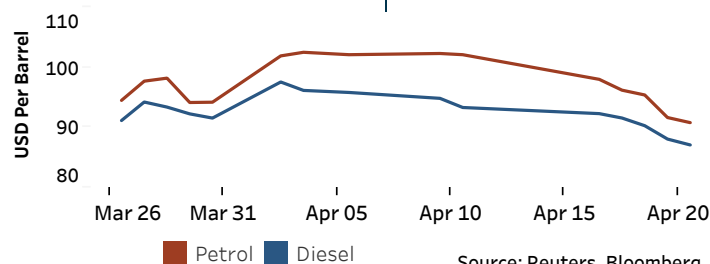


Source: Colombo Stock Exchange

Energy

Petroleum Products (USD per Barrel)

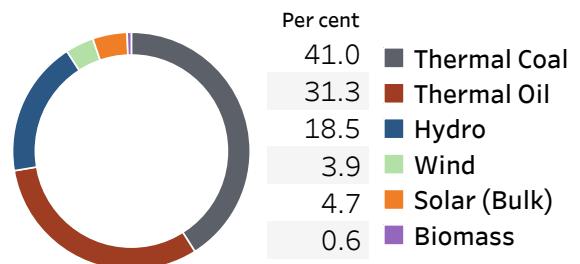
| Crude Oil | | | Refined (Singapore Platts) | | |
|-------------|-----------|-------|----------------------------|--------|----------|
| 24-Apr-23 * | 19-Apr-23 | | 21-Apr-23 | | |
| Brent | WTI | OPEC | Petrol | Diesel | Kerosene |
| 81.23 | 77.41 | 84.41 | 90.80 | 87.09 | 93.50 |



Source: Reuters, Bloomberg

Electricity Generation

| | 20-Apr-23 | 21-Apr-23 |
|--------------------|-----------|-----------|
| Total Energy (GWh) | 48.25 | 47.47 |
| Peak Demand (MW) | 2,312.40 | 2,212.90 |



Source: Ceylon Electricity Board