



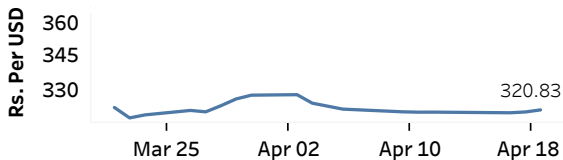
Real GDP Growth: 2022 -7.8% NCPI Y-o-Y Change: February 53.6% CCPI Y-o-Y Change: March 50.3%

### Exchange Rates

(Rs. Per Unit)

19-Apr-23	TT Buying	TT Selling
USD	312.9164	327.7272
GBP	387.4299	408.4331
EUR	342.3124	361.2854
JPY	2.3227	2.4510

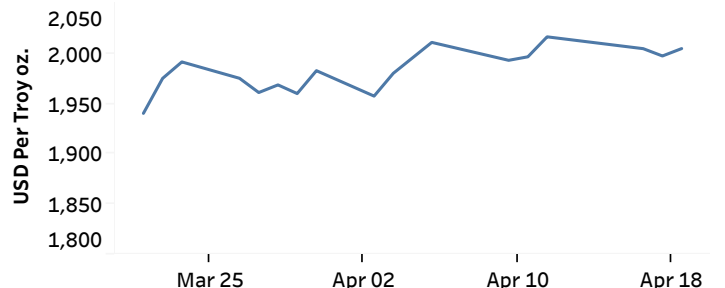
### Middle Rate of the USD/LKR Spot Exchange Rate



Source: Central Bank of Sri Lanka

### Gold Price

17-Apr-23	18-Apr-23	19-Apr-23
USD 2,004.90	USD 1,997.62	USD 2,004.99

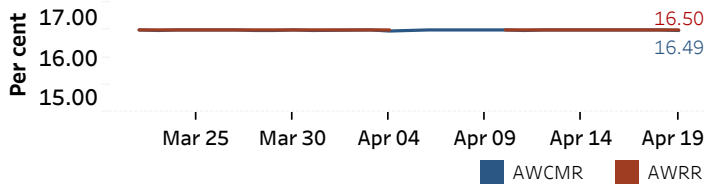


Source: Reuters

### Money Market

Policy Rates: SDF Rate: 15.50% SLF Rate: 16.50% SRR: 4.00%

#### Overnight Money Market



#### Yield Rates of T-Bills

	Primary Market 17-Apr-23	Secondary Market 18-Apr-23
91 Day	24.80	25.21
182 Day	24.10	24.43
364 Day	22.64	21.79

Source: Central Bank of Sri Lanka

Overnight Liquidity (Rs. bn)	18-Apr-23	19-Apr-23
	-199.77	-185.41

### Share Market

19-Apr-23

ASPI	▼	9,291.42
S&P SL20	▼	2,710.43

#### Daily Turnover

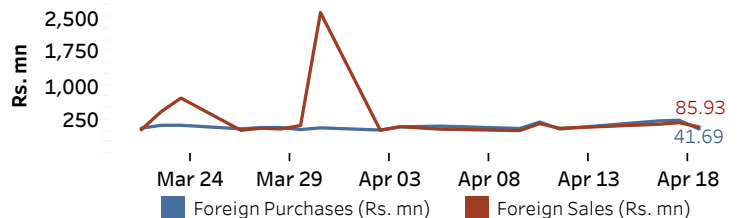
Rs.632.74 mn

#### Market Capitalisation

Rs. 3,958.93 bn

#### PE Ratio

5.1

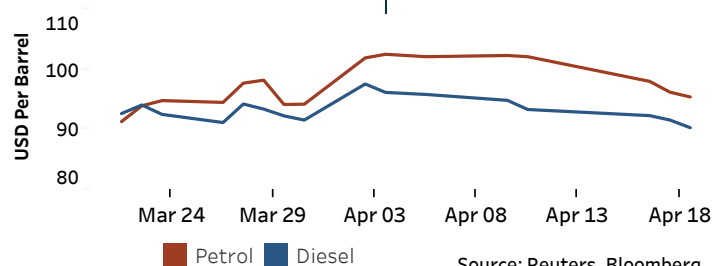


Source: Colombo Stock Exchange

### Energy

#### Petroleum Products (USD per Barrel)

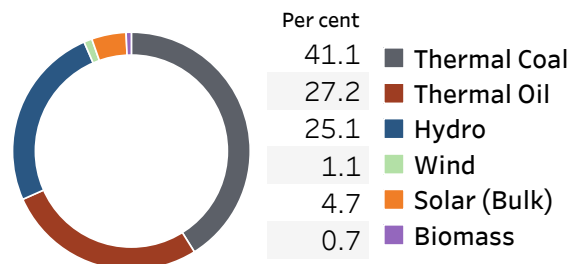
Crude Oil			Refined (Singapore Platts)		
20-Apr-23 *	18-Apr-23		19-Apr-23		
Brent	WTI	OPEC	Petrol	Diesel	Kerosene
82.62	78.80	85.51	95.40	90.29	96.45



Source: Reuters, Bloomberg

#### Electricity Generation

	18-Apr-23	19-Apr-23
Total Energy (GWh)	44.14	47.37
Peak Demand (MW)	2,267.80	2,347.10



Source: Ceylon Electricity Board