

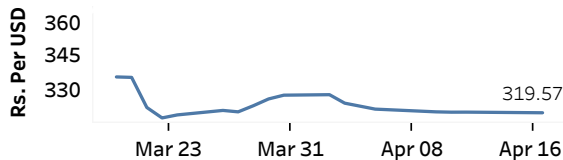


Real GDP Growth: 2022 -7.8% NCPI Y-o-Y Change: February 53.6% CCPI Y-o-Y Change: March 50.3%

Exchange Rates

Rs. Per Unit	TT Buying	TT Selling
USD	312.0717	327.0215
GBP	385.3529	406.8028
EUR	341.2018	360.4612
JPY	2.3243	2.4528

Middle Rate of the USD/LKR Spot Exchange Rate



Source: Central Bank of Sri Lanka

Gold Price

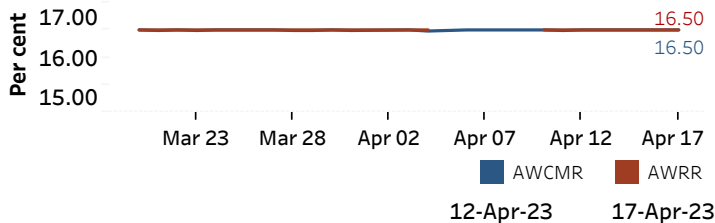


Source: Reuters

Money Market

Policy Rates: SDF Rate: 15.50% SLF Rate: 16.50% SRR: 4.00%

Overnight Money Market



Yield Rates of T-Bills

	Primary Market	Secondary Market
	10-Apr-23	12-Apr-23
91 Day	24.12	24.03
182 Day	24.10	23.93
364 Day	22.37	21.80

Source: Central Bank of Sri Lanka

Overnight Liquidity (Rs. bn)	12-Apr-23	17-Apr-23
	18.67	-187.94

Share Market

17-Apr-23

ASPI	▼	9,405.90
S&P SL20	▲	2,767.88

Daily Turnover

Rs.1,292.16 mn

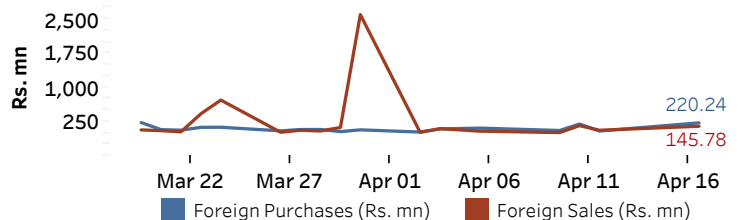
Market Capitalisation

Rs. 4,008.48 bn

PE Ratio

5.2

Foreign Purchases and Sales

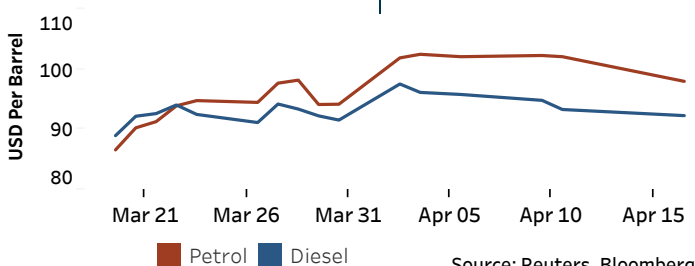


Source: Colombo Stock Exchange

Energy

Petroleum Products (USD per Barrel)

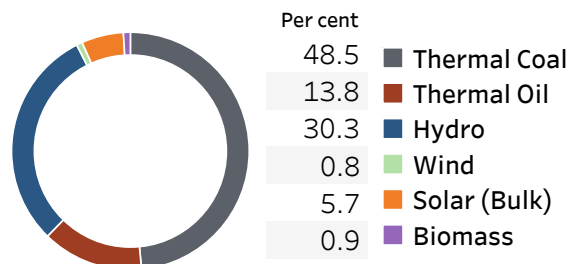
Crude Oil			Refined (Singapore Platts)		
18-Apr-23 *		12-Apr-23	17-Apr-23		
Brent	WTI	OPEC	Petrol	Diesel	Kerosene
84.95	81.00	86.64	98.00	92.30	99.05



Source: Reuters, Bloomberg

Electricity Generation

	16-Apr-23	17-Apr-23
Total Energy (GWh)	32.32	39.77
Peak Demand (MW)	1,784.70	2,072.40



Source: Ceylon Electricity Board