

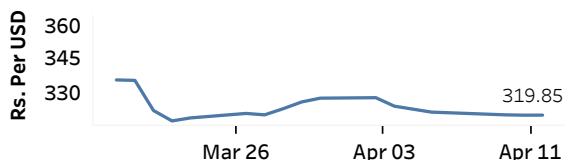


Real GDP Growth: 2022 -7.8% NCPI Y-o-Y Change: February 53.6% CCPI Y-o-Y Change: March 50.3%

### Exchange Rates

Rs. Per Unit	TT Buying	TT Selling
USD	311.5607	327.1787
GBP	386.1358	407.6811
EUR	339.2251	358.5823
JPY	2.3217	2.4538

#### Middle Rate of the USD/LKR Spot Exchange Rate



Source: Central Bank of Sri Lanka

### Gold Price



Source: Reuters

### Money Market

Policy Rates: SDF Rate: 15.50% SLF Rate: 16.50% SRR: 4.00%

#### Overnight Money Market



#### Yield Rates of T-Bills

	Yield Rates (%)	
	Primary Market	Secondary Market
91 Day	24.12	25.40
182 Day	24.10	23.93
364 Day	22.37	22.23

Source: Central Bank of Sri Lanka

Overnight Liquidity (Rs. bn)	11-Apr-23	12-Apr-23
	-159.87	18.67

### Share Market

12-Apr-23

ASPI	▲	9,415.28
S&P SL20	▼	2,754.23

#### Daily Turnover

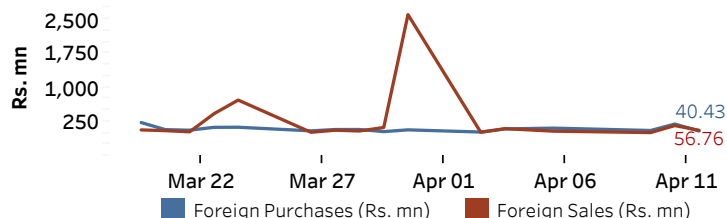
Rs.947.50 mn

#### Market Capitalisation

Rs. 3,995.09 bn

#### PE Ratio

5.1

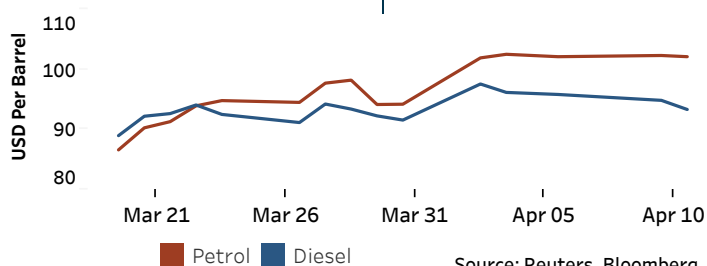


Source: Colombo Stock Exchange

### Energy

#### Petroleum Products (USD per Barrel)

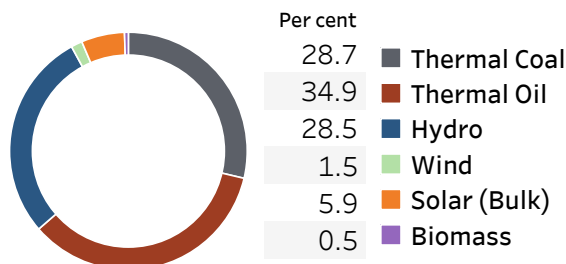
Crude Oil			Refined (Singapore Platts)		
17-Apr-23 *	WTI	OPEC	Petrol	Diesel	Kerosene
86.27	82.47	86.64	102.10	93.32	98.92



Source: Reuters, Bloomberg

#### Electricity Generation

	11-Apr-23	12-Apr-23
Total Energy (GWh)	41.34	39.24
Peak Demand (MW)	2,144.90	2,073.40



Source: Ceylon Electricity Board