

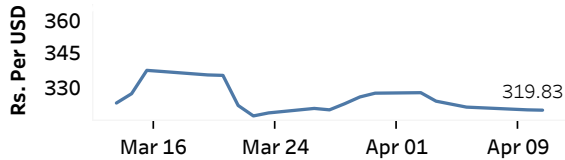


Real GDP Growth: 2022 -7.8% NCPI Y-o-Y Change: February 53.6% CCPI Y-o-Y Change: March 50.3%

Exchange Rates

Rs. Per Unit	TT Buying	TT Selling
USD	311.4414	327.6693
GBP	385.1068	406.9601
EUR	338.0310	357.5120
JPY	2.3287	2.4626

Middle Rate of the USD/LKR Spot Exchange Rate



Source: Central Bank of Sri Lanka

Gold Price




Source: Reuters

Money Market

Policy Rates: SDF Rate: 15.50% SLF Rate: 16.50% SRR: 4.00%

Overnight Money Market



Yield Rates of T-Bills

	Primary Market 10-Apr-23	Secondary Market 10-Apr-23
91 Day	24.12	25.40
182 Day	24.10	22.93
364 Day	22.37	22.24

Source: Central Bank of Sri Lanka

Overnight Liquidity (Rs. bn)	10-Apr-23	11-Apr-23
	-250.59	-159.87

Share Market

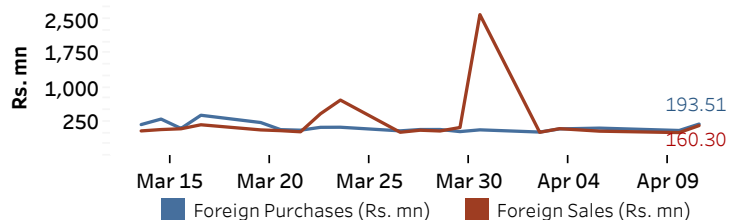
11-Apr-23

ASPI	▲	9,411.69
S&P SL20	▲	2,769.58

Daily Turnover

Rs.1,673.57 mn

Market Capitalisation	PE Ratio
Rs. 4,008.88 bn	5.2

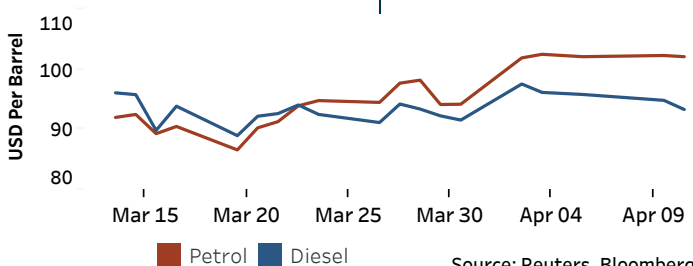


Source: Colombo Stock Exchange

Energy

Petroleum Products (USD per Barrel)

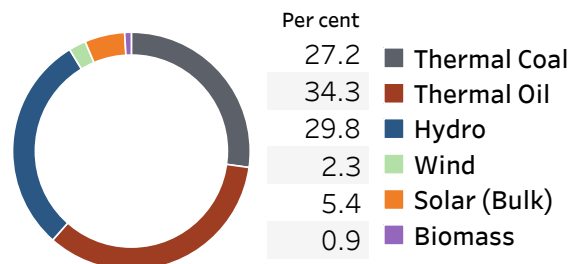
Crude Oil			Refined (Singapore Platts)		
12-Apr-23 *	WTI	OPEC	Petrol	Diesel	Kerosene
85.62	81.48	85.50	102.10	93.32	98.92



Source: Reuters, Bloomberg

Electricity Generation

	10-Apr-23	11-Apr-23
Total Energy (GWh)	42.58	41.34
Peak Demand (MW)	2,193.80	2,144.90



Source: Ceylon Electricity Board