

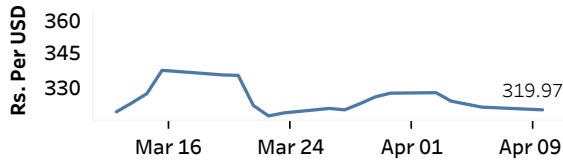


Real GDP Growth: 2022 -7.8% NCPI Y-o-Y Change: February 53.6% CCPI Y-o-Y Change: March 50.3%

Exchange Rates

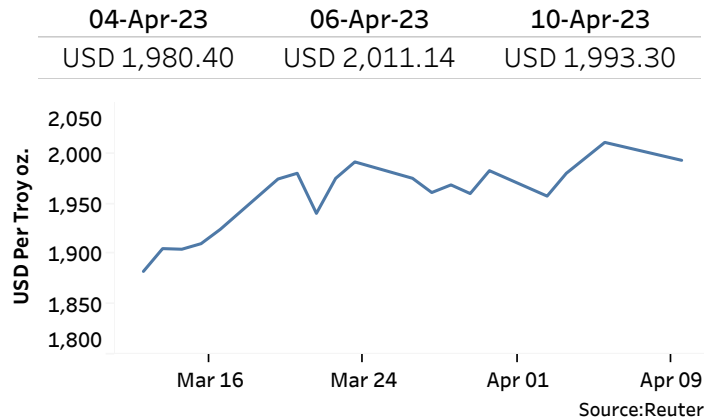
Rs. Per Unit	TT Buying	TT Selling
USD	311.6379	327.7229
GBP	385.3604	407.8118
EUR	338.4791	358.6128
JPY	2.3420	2.4801

Middle Rate of the USD/LKR Spot Exchange Rate



Source: Central Bank of Sri Lanka

Gold Price

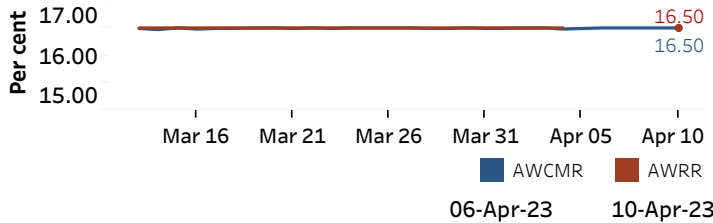


Source: Reuters

Money Market

Policy Rates: SDF Rate: 15.50% SLF Rate: 16.50% SRR: 4.00%

Overnight Money Market



Yield Rates of T-Bills

	Primary Market	Secondary Market
	31-Mar-23	06-Apr-23
91 Day	25.99	25.40
182 Day	25.79	24.01
364 Day	24.31	22.27

Source: Central Bank of Sri Lanka

Overnight Liquidity (Rs. bn)	06-Apr-23	10-Apr-23
	6.11	-250.59

Share Market

10-Apr-23

ASPI	▲	9,322.85
S&P SL20	▲	2,728.01

Daily Turnover

Rs.1,296.87 mn

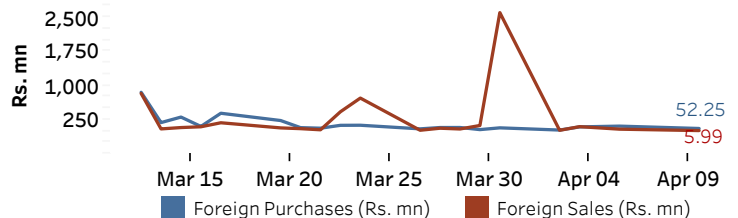
Market Capitalisation

Rs. 3,953.62 bn

PE Ratio

5.1

Foreign Purchases and Sales

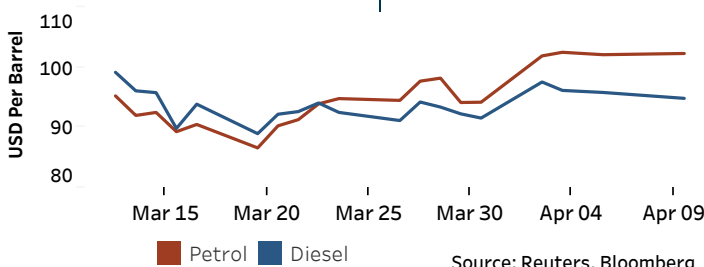


Source: Colombo Stock Exchange

Energy

Petroleum Products (USD per Barrel)

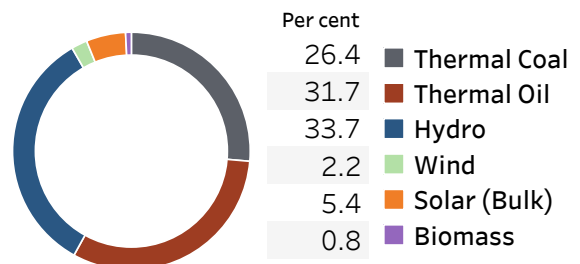
Crude Oil			Refined (Singapore Platts)		
11-Apr-23 *	04-Apr-23		10-Apr-23		
Brent	WTI	OPEC	Petrol	Diesel	Kerosene
84.38	79.95	85.50	102.30	94.84	99.50



Source: Reuters, Bloomberg

Electricity Generation

	09-Apr-23	10-Apr-23
Total Energy (GWh)	37.82	42.58
Peak Demand (MW)	2,095.60	2,193.80



Source: Ceylon Electricity Board