

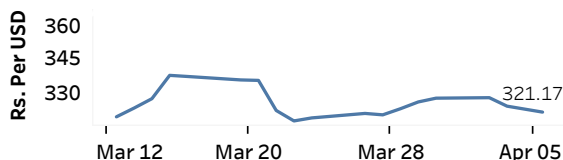


Real GDP Growth: 2022 -7.8% NCPI Y-o-Y Change: February 53.6% CCPI Y-o-Y Change: March 50.3%

Exchange Rates

Rs. Per Unit	TT Buying	TT Selling
USD	313.2952	330.5619
GBP	388.4395	410.6820
EUR	339.8053	359.9918
JPY	2.3827	2.5189

Middle Rate of the USD/LKR Spot Exchange Rate



Source: Central Bank of Sri Lanka

Gold Price



Source: Reuters

Money Market

Policy Rates: SDF Rate: 15.50% SLF Rate: 16.50% SRR: 4.00%

Overnight Money Market



Yield Rates of T-Bills

	Primary Market 31-Mar-23	Secondary Market 04-Apr-23
91 Day	25.99	25.40
182 Day	25.79	25.46
364 Day	24.31	22.22

Source: Central Bank of Sri Lanka

Overnight Liquidity (Rs. bn) -27.52 6.11

Share Market

06-Apr-23

ASPI ▲ 9,256.90
S&P SL20 ▲ 2,685.91

Daily Turnover

Rs.811.91 mn

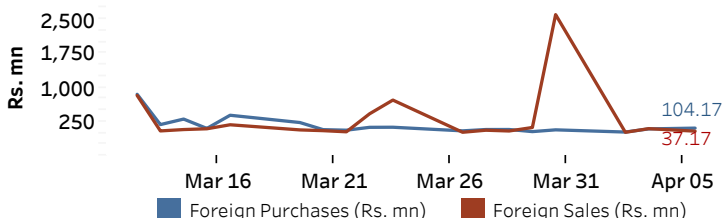
Market Capitalisation

Rs. 3,911.73 bn

PE Ratio

5.0

Foreign Purchases and Sales

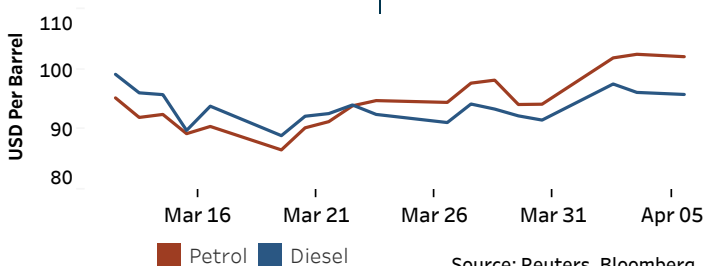


Source: Colombo Stock Exchange

Energy

Petroleum Products (USD per Barrel)

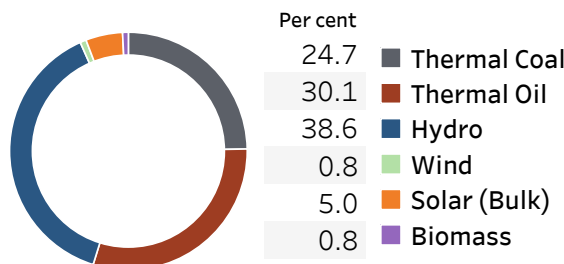
Crude Oil			Refined (Singapore Platts)		
10-Apr-23 *	04-Apr-23		06-Apr-23		
Brent	WTI	OPEC	Petrol	Diesel	Kerosene
85.02	80.64	85.50	102.10	95.82	100.24



Source: Reuters, Bloomberg

Electricity Generation

	05-Apr-23	06-Apr-23
Total Energy (GWh)	38.47	45.45
Peak Demand (MW)	2,061.60	2,264.80



Source: Ceylon Electricity Board