

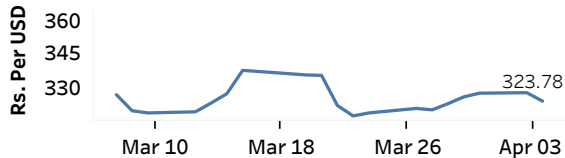


Real GDP Growth: 2022 -7.8%    NCPI Y-o-Y Change: February 53.6%    CCPI Y-o-Y Change: March 50.3%

### Exchange Rates

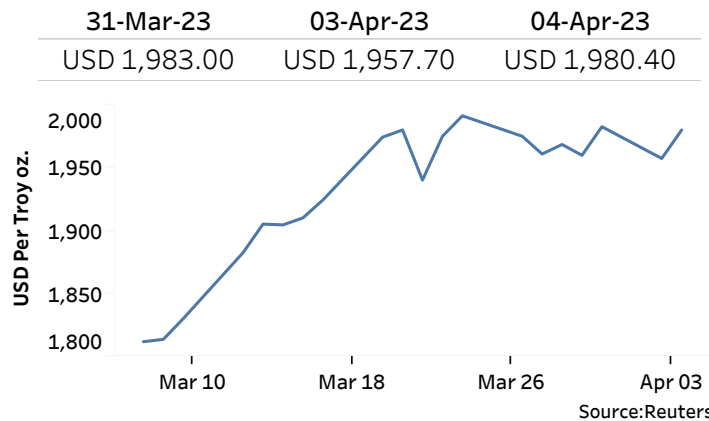
Rs. Per Unit	TT Buying	TT Selling
USD	313.3744	330.5038
GBP	388.1148	410.2880
EUR	340.6536	360.7484
JPY	2.3550	2.4949

### Middle Rate of the USD/LKR Spot Exchange Rate



Source: Central Bank of Sri Lanka

### Gold Price




Source: Reuters

### Money Market

Policy Rates: SDF Rate: 15.50%    SLF Rate: 16.50%    SRR: 4.00%

#### Overnight Money Market



#### Yield Rates of T-Bills

	Yield Rates (%)	
	Primary Market (31-Mar-23)	Secondary Market (03-Apr-23)
91 Day	25.99	25.40
182 Day	25.79	25.46
364 Day	24.31	22.18

Source: Central Bank of Sri Lanka

Overnight Liquidity (Rs. bn)	03-Apr-23	04-Apr-23
	-224.20	-27.52

### Share Market

04-Apr-23

ASPI	▼	9,173.97
S&P SL20	▼	2,664.27

#### Daily Turnover

Rs. 768.31 mn

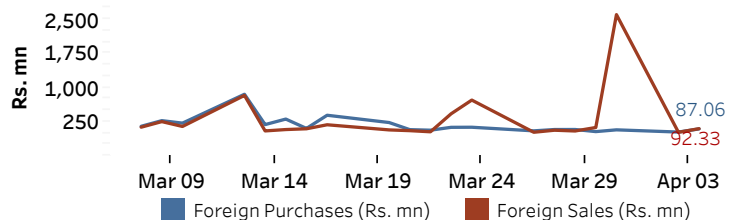
#### Market Capitalisation

Rs. 3,869.73 bn

#### PE Ratio

5.0

#### Foreign Purchases and Sales

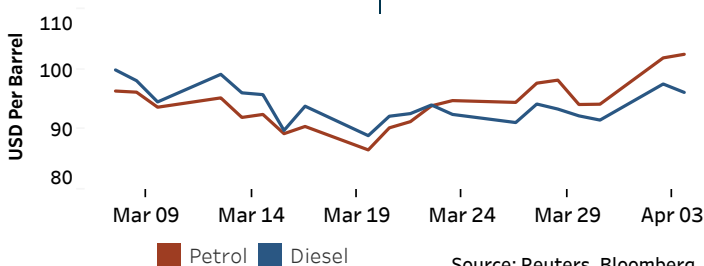


Source: Colombo Stock Exchange

### Energy

#### Petroleum Products (USD per Barrel)

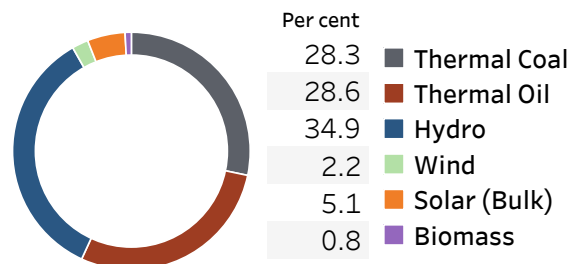
Crude Oil			Refined (Singapore Platts)		
06-Apr-23 *	04-Apr-23		04-Apr-23		
Brent	WTI	OPEC	Petrol	Diesel	Kerosene
84.41	80.06	85.50	102.50	96.16	100.45



Source: Reuters, Bloomberg

#### Electricity Generation

	03-Apr-23	04-Apr-23
Total Energy (GWh)	44.29	44.16
Peak Demand (MW)	2,169.00	2,118.90



Source: Ceylon Electricity Board