

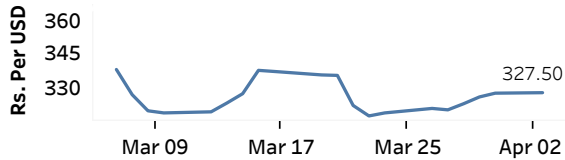


Real GDP Growth: 2022 -7.8% NCPI Y-o-Y Change: February 53.6% CCPI Y-o-Y Change: March 50.3%

### Exchange Rates

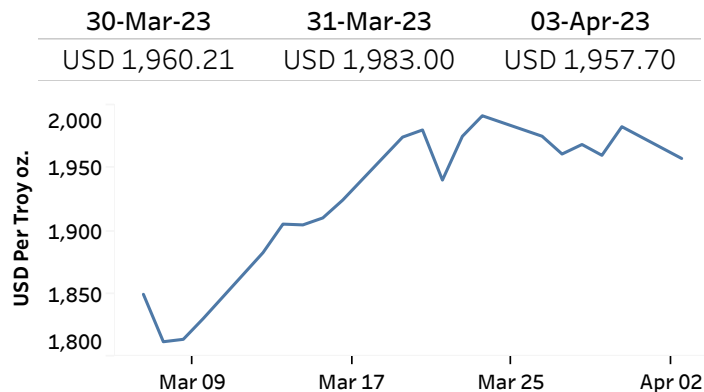
| Rs. Per Unit | TT Buying | TT Selling |
|--------------|-----------|------------|
| USD          | 316.7511  | 334.2094   |
| GBP          | 388.9494  | 411.2013   |
| EUR          | 342.0515  | 361.9118   |
| JPY          | 2.3693    | 2.5119     |

### Middle Rate of the USD/LKR Spot Exchange Rate



Source: Central Bank of Sri Lanka

### Gold Price

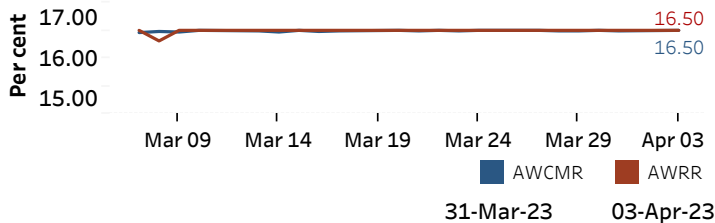


Source: Reuters

### Money Market

Policy Rates: SDF Rate: 15.50% SLF Rate: 16.50% SRR: 4.00%

#### Overnight Money Market



Legend: AWCMR (Blue), AWRR (Red)

#### Yield Rates of T-Bills

|         | Primary Market<br>31-Mar-23 | Secondary Market<br>31-Mar-23 |
|---------|-----------------------------|-------------------------------|
| 91 Day  | 25.99                       | 25.40                         |
| 182 Day | 25.79                       | 25.46                         |
| 364 Day | 24.31                       | 24.25                         |

Source: Central Bank of Sri Lanka

| Overnight Liquidity (Rs. bn) | 31-Mar-23 | 03-Apr-23 |
|------------------------------|-----------|-----------|
|                              | 27.35     | -224.20   |

### Share Market

03-Apr-23

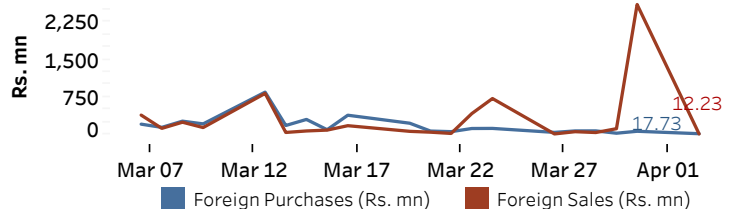
|          |   |          |
|----------|---|----------|
| ASPI     | ▼ | 9,236.93 |
| S&P SL20 | ▼ | 2,676.48 |

#### Daily Turnover

Rs.569.96 mn

| Market Capitalisation | PE Ratio |
|-----------------------|----------|
| Rs. 3,896.48 bn       | 5.0      |

### Foreign Purchases and Sales

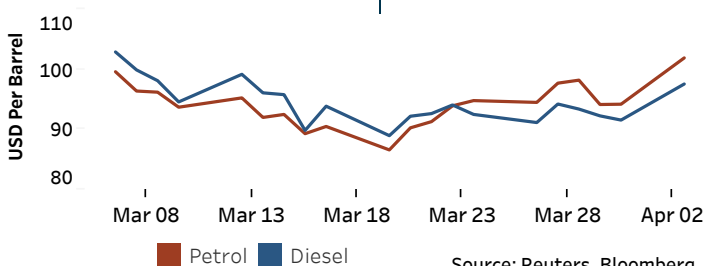


Source: Colombo Stock Exchange

### Energy

#### Petroleum Products (USD per Barrel)

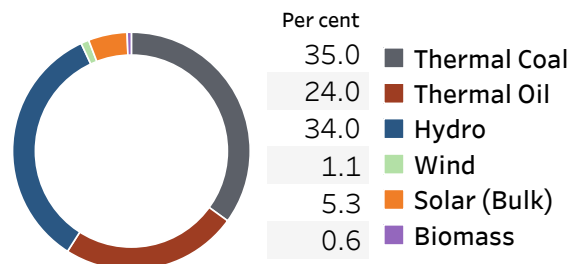
| Crude Oil   |       |       | Refined (Singapore Platts) |        |          |
|-------------|-------|-------|----------------------------|--------|----------|
| 04-Apr-23 * | WTI   | OPEC  | Petrol                     | Diesel | Kerosene |
| 85.19       | 80.70 | 78.12 | 101.90                     | 97.56  | 99.99    |



Source: Reuters, Bloomberg

#### Electricity Generation

|                    | 02-Apr-23 | 03-Apr-23 |
|--------------------|-----------|-----------|
| Total Energy (GWh) | 38.68     | 44.29     |
| Peak Demand (MW)   | 1,972.70  | 2,169.00  |



Source: Ceylon Electricity Board