

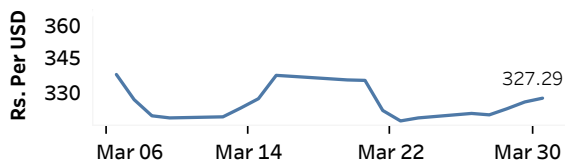


Real GDP Growth: 2022 -7.8% NCPI Y-o-Y Change: February 53.6% CCPI Y-o-Y Change: March 50.3%

Exchange Rates

Rs. Per Unit	TT Buying	TT Selling
USD	318.2770	336.0123
GBP	393.8328	416.4436
EUR	346.7229	366.7120
JPY	2.3880	2.5302

Middle Rate of the USD/LKR Spot Exchange Rate



Source: Central Bank of Sri Lanka

Gold Price




Source: Reuters

Money Market

Policy Rates: SDF Rate: 15.50% SLF Rate: 16.50% SRR: 4.00%

Overnight Money Market



Yield Rates of T-Bills

	Primary Market 24-Mar-23	Secondary Market 30-Mar-23
91 Day	26.23	26.44
182 Day	26.12	26.08
364 Day	24.32	22.82

Source: Central Bank of Sri Lanka

Overnight Liquidity (Rs. bn) -190.13 27.85

Share Market

31-Mar-23

ASPI ▲ 9,301.09
S&P SL20 ▲ 2,682.83

Daily Turnover

Rs.4,268.66 mn

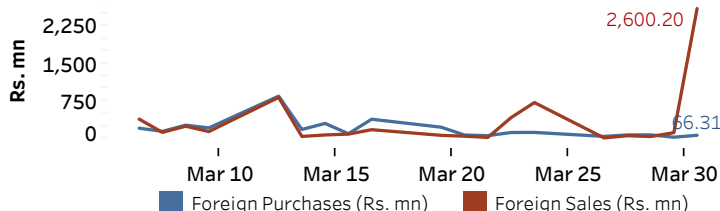
Market Capitalisation

Rs. 3,903.54 bn

PE Ratio

5.0

Foreign Purchases and Sales

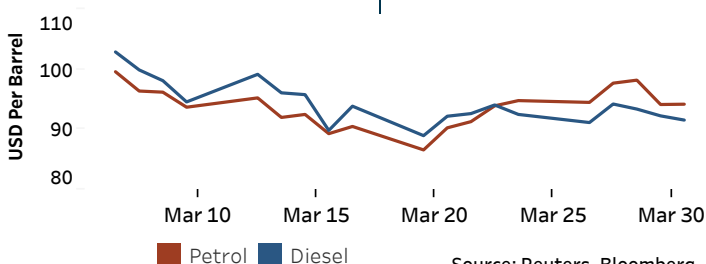


Source: Colombo Stock Exchange

Energy

Petroleum Products (USD per Barrel)

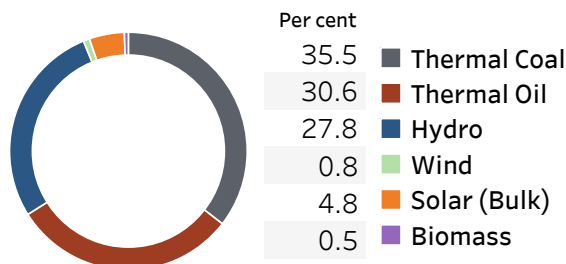
Crude Oil			Refined (Singapore Platts)		
03-Apr-23 *		30-Mar-23	31-Mar-23		
Brent	WTI	OPEC	Petrol	Diesel	Kerosene
83.90	79.53	77.53	94.20	91.56	94.55



Source: Reuters, Bloomberg

Electricity Generation

	30-Mar-23	31-Mar-23
Total Energy (GWh)	45.38	46.05
Peak Demand (MW)	2,266.30	2,335.90



Source: Ceylon Electricity Board