

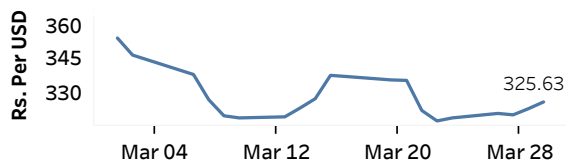


Real GDP Growth: 2022 -7.8% NCPI Y-o-Y Change: February 53.6% CCPI Y-o-Y Change: February 50.6%

Exchange Rates

Rs. Per Unit	TT Buying	TT Selling
USD	317.7257	335.4110
GBP	390.1318	412.6719
EUR	343.9770	363.9907
JPY	2.3910	2.5325

Middle Rate of the USD/LKR Spot Exchange Rate



Source: Central Bank of Sri Lanka

Gold Price



Source: Reuters

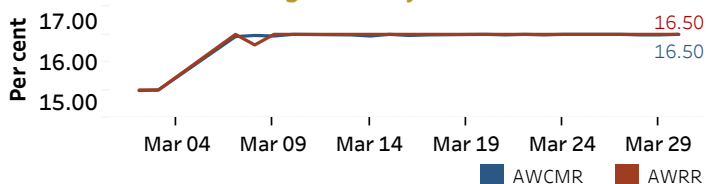
Money Market

Policy Rates: SDF Rate: 15.50%

SLF Rate: 16.50%

SRR: 4.00%

Overnight Money Market



AWCMR AWRR

Yield Rates of T-Bills

	Primary Market 24-Mar-23	Secondary Market 29-Mar-23
91 Day	26.23	25.95
182 Day	26.12	26.08
364 Day	24.32	24.05

Source: Central Bank of Sri Lanka

Overnight Liquidity (Rs. bn)	29-Mar-23	30-Mar-23
	-190.52	-190.13

Share Market

30-Mar-23

ASPI	▼	9,228.50
S&P SL20	▼	2,664.26

Daily Turnover

Rs.912.68 mn

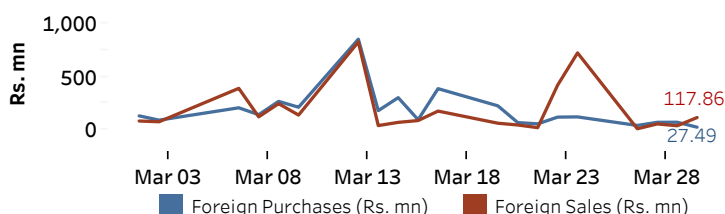
Market Capitalisation

Rs. 3,880.56 bn

PE Ratio

5.0

Foreign Purchases and Sales

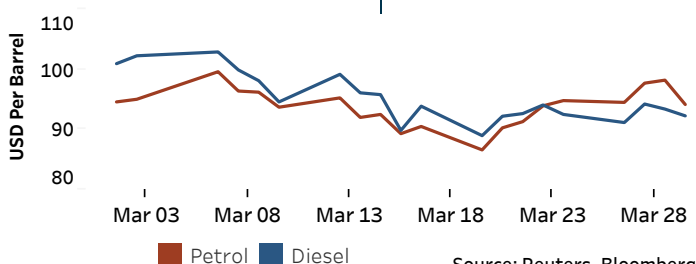


Source: Colombo Stock Exchange

Energy

Petroleum Products (USD per Barrel)

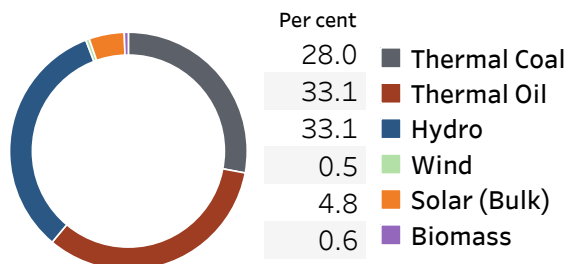
Crude Oil			Refined (Singapore Platts)		
31-Mar-23*	29-Mar-23		30-Mar-23		
Brent	WTI	OPEC	Petrol	Diesel	Kerosene
79.42	74.47	77.72	94.15	92.26	95.10



Source: Reuters, Bloomberg

Electricity Generation

	29-Mar-23	30-Mar-23
Total Energy (GWh)	46.67	45.38
Peak Demand (MW)	2,414.80	2,266.30



Source: Ceylon Electricity Board