

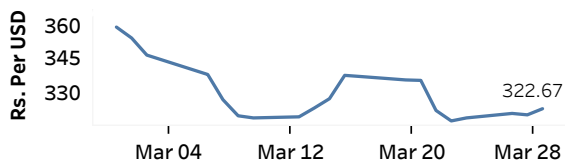


Real GDP Growth: 2022 -7.8% NCPI Y-o-Y Change: February 53.6% CCPI Y-o-Y Change: February 50.6%

Exchange Rates

Rs. Per Unit	TT Buying	TT Selling
USD	315.7075	333.4925
GBP	389.9168	412.2494
EUR	343.0579	363.1341
JPY	2.4024	2.5440

Middle Rate of the USD/LKR Spot Exchange Rate



Source: Central Bank of Sri Lanka

Gold Price

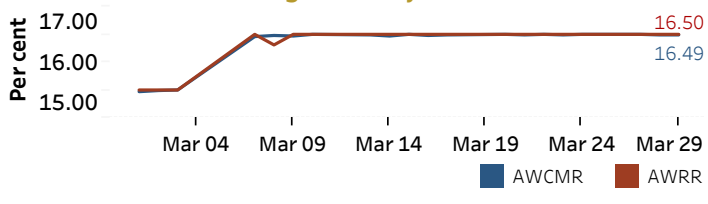


Source: Reuters

Money Market

Policy Rates: SDF Rate: 15.50% SLF Rate: 16.50% SRR: 4.00%

Overnight Money Market



AWCMR 16.49
AWRR 16.50

Yield Rates of T-Bills

	Primary Market 24-Mar-23	Secondary Market 28-Mar-23
91 Day	26.23	25.95
182 Day	26.12	26.08
364 Day	24.32	24.46

Source: Central Bank of Sri Lanka

Overnight Liquidity (Rs. bn)	28-Mar-23	29-Mar-23
	-196.81	-190.52

Share Market

29-Mar-23

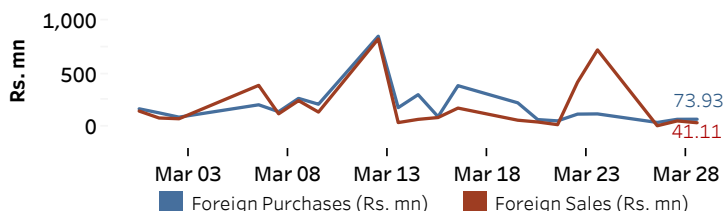
ASPI	▲	9,272.43
S&P SL20	▲	2,673.25

Daily Turnover

Rs.1,463.18 mn

Market Capitalisation	PE Ratio
Rs. 3,911.35 bn	5.0

Foreign Purchases and Sales

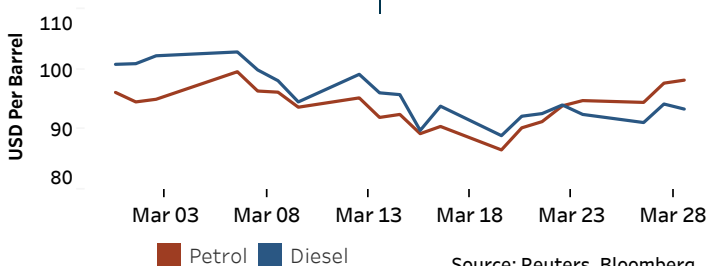


Source: Colombo Stock Exchange

Energy

Petroleum Products (USD per Barrel)

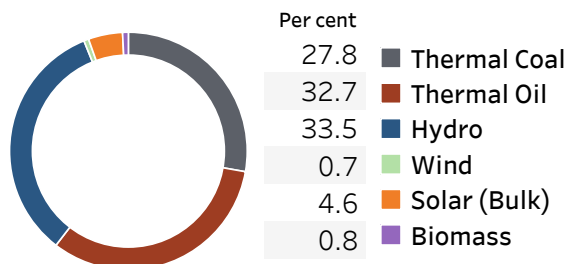
Crude Oil			Refined (Singapore Platts)		
30-Mar-23*	28-Mar-23		29-Mar-23		
Brent	WTI	OPEC	Petrol	Diesel	Kerosene
78.22	72.98	77.63	98.20	93.39	95.90



Source: Reuters, Bloomberg

Electricity Generation

	28-Mar-23	29-Mar-23
Total Energy (GWh)	46.62	46.67
Peak Demand (MW)	2,329.60	2,414.80



Source: Ceylon Electricity Board