

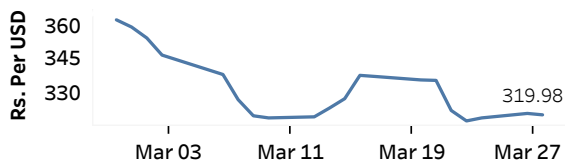


Real GDP Growth: 2022 -7.8% NCPI Y-o-Y Change: February 53.6% CCPI Y-o-Y Change: February 50.6%

### Exchange Rates

Rs. Per Unit	TT Buying	TT Selling
USD	315.8454	332.8711
GBP	387.4934	410.0811
EUR	340.5043	360.6991
JPY	2.4076	2.5516

#### Middle Rate of the USD/LKR Spot Exchange Rate



Source: Central Bank of Sri Lanka

### Gold Price

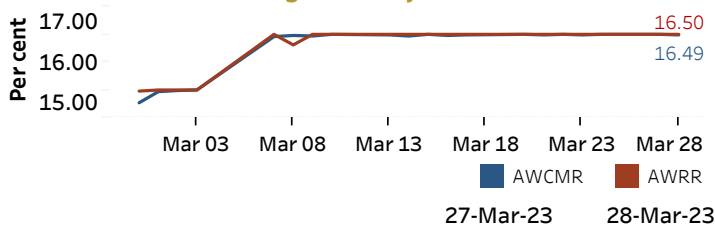


Source: Reuters

### Money Market

Policy Rates: SDF Rate: 15.50% SLF Rate: 16.50% SRR: 4.00%

#### Overnight Money Market



#### Yield Rates of T-Bills

	Primary Market 24-Mar-23	Secondary Market 27-Mar-23
91 Day	26.23	25.86
182 Day	26.12	26.08
364 Day	24.32	24.46

Source: Central Bank of Sri Lanka

Overnight Liquidity (Rs. bn)	27-Mar-23	28-Mar-23
	-196.32	-196.81

### Share Market

28-Mar-23

ASPI	▼	9,233.40
S&P SL20	▼	2,656.30

#### Daily Turnover

Rs.861.78 mn

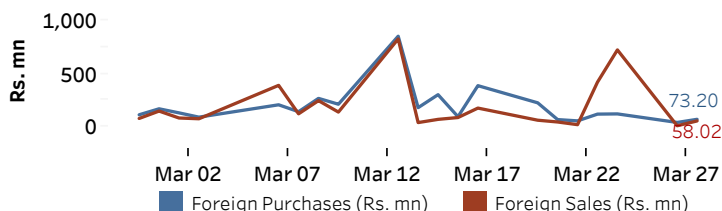
#### Market Capitalisation

Rs. 3,924.66 bn

#### PE Ratio

5.1

#### Foreign Purchases and Sales

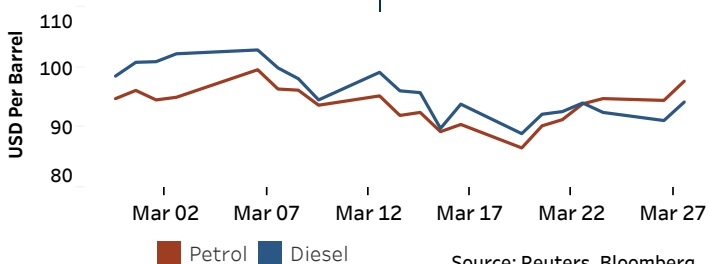


Source: Colombo Stock Exchange

### Energy

#### Petroleum Products (USD per Barrel)

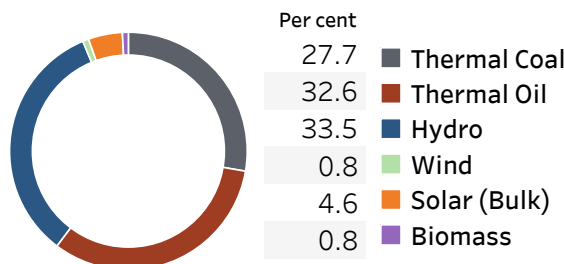
Crude Oil			Refined (Singapore Platts)		
29-Mar-23*		27-Mar-23	28-Mar-23		
Brent	WTI	OPEC	Petrol	Diesel	Kerosene
79.04	73.80	75.01	97.70	94.23	97.23



Source: Reuters, Bloomberg

#### Electricity Generation

	27-Mar-23	28-Mar-23
Total Energy (GWh)	44.96	46.62
Peak Demand (MW)	2,364.60	2,329.60



Source: Ceylon Electricity Board