

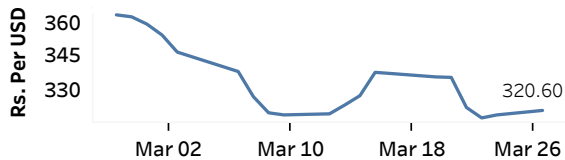


Real GDP Growth: 2022 -7.8% NCPI Y-o-Y Change: February 53.6% CCPI Y-o-Y Change: February 50.6%

Exchange Rates

Rs. Per Unit	TT Buying	TT Selling
USD	314.8250	332.5841
GBP	384.2781	406.8658
EUR	338.0877	358.5614
JPY	2.4033	2.5469

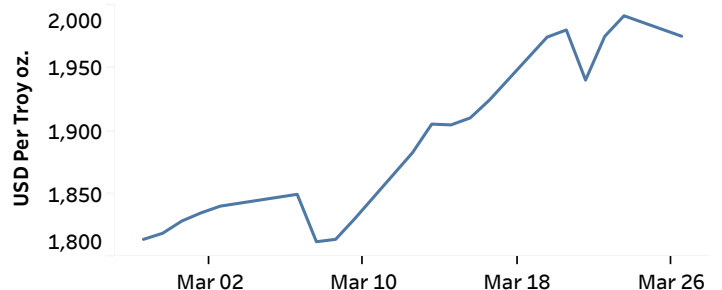
Middle Rate of the USD/LKR Spot Exchange Rate



Source: Central Bank of Sri Lanka

Gold Price

23-Mar-23	24-Mar-23	27-Mar-23
USD 1,975.34	USD 1,991.70	USD 1,975.41

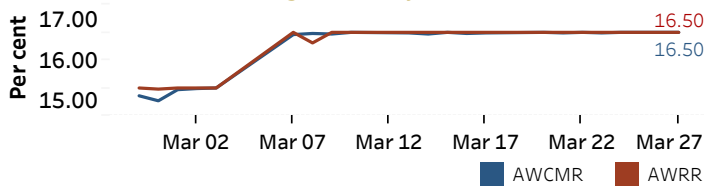


Source: Reuters

Money Market

Policy Rates: SDF Rate: 15.50% SLF Rate: 16.50% SRR: 4.00%

Overnight Money Market



Yield Rates of T-Bills

	Primary Market 24-Mar-23	Secondary Market 24-Mar-23
91 Day	26.23	25.86
182 Day	26.12	25.84
364 Day	24.32	24.46

Source: Central Bank of Sri Lanka

Overnight Liquidity (Rs. bn)	24-Mar-23	27-Mar-23
	25.48	-196.32

Share Market

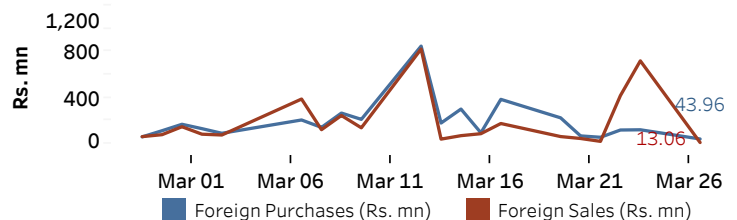
27-Mar-23

ASPI	▼	9,285.21
S&P SL20	▼	2,677.98

Daily Turnover

Rs.871.03 mn

Market Capitalisation	PE Ratio
Rs. 3,943.70 bn	5.1

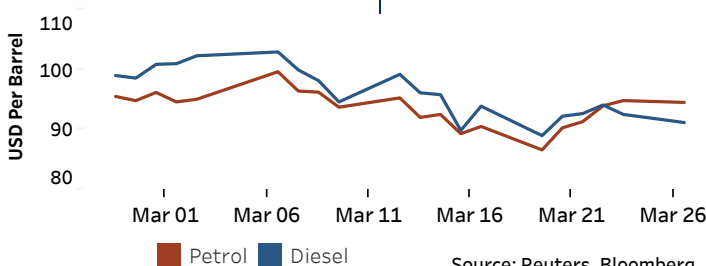


Source: Colombo Stock Exchange

Energy

Petroleum Products (USD per Barrel)

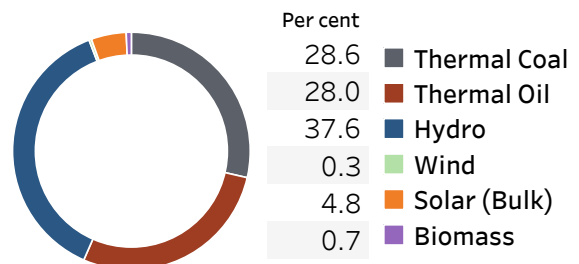
Crude Oil			Refined (Singapore Platts)		
28-Mar-23*	24-Mar-23	OPEC	Petrol	Diesel	Kerosene
Brent	WTI	74.60	94.50	91.15	94.36
78.00	72.86				



Source: Reuters, Bloomberg

Electricity Generation

	26-Mar-23	27-Mar-23
Total Energy (GWh)	38.12	44.96
Peak Demand (MW)	2,055.50	2,364.60



Source: Ceylon Electricity Board