

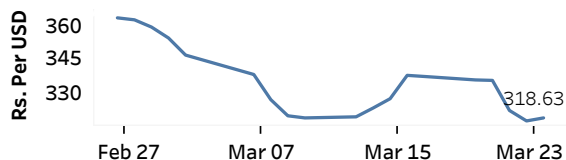


Real GDP Growth: 2022 -7.8% NCPI Y-o-Y Change: February 53.6% CCPI Y-o-Y Change: February 50.6%

Exchange Rates

Rs. Per Unit	TT Buying	TT Selling
USD	314.7491	331.3791
GBP	385.3500	408.0819
EUR	340.0548	360.5560
JPY	2.4095	2.5535

Middle Rate of the USD/LKR Spot Exchange Rate



Source: Central Bank of Sri Lanka

Gold Price



Source: Reuters

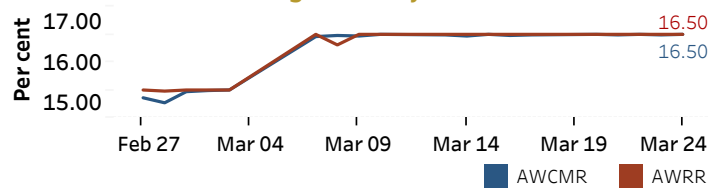
Money Market

Policy Rates: SDF Rate: 15.50%

SLF Rate: 16.50%

SRR: 4.00%

Overnight Money Market



Yield Rates of T-Bills

	Primary Market 17-Mar-23	Secondary Market 23-Mar-23
91 Day	27.94	26.06
182 Day	27.34	26.57
364 Day	25.92	24.48

Source: Central Bank of Sri Lanka

Overnight Liquidity (Rs. bn)

-190.39

25.48

Share Market

24-Mar-23

ASPI	▲	9,419.35
S&P SL20	▲	2,725.52

Daily Turnover

Rs.1,904.17 mn

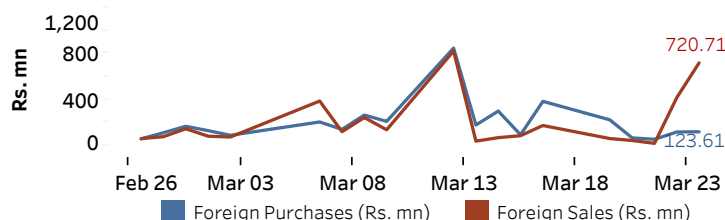
Market Capitalisation

Rs. 3,985.41 bn

PE Ratio

5.1

Foreign Purchases and Sales

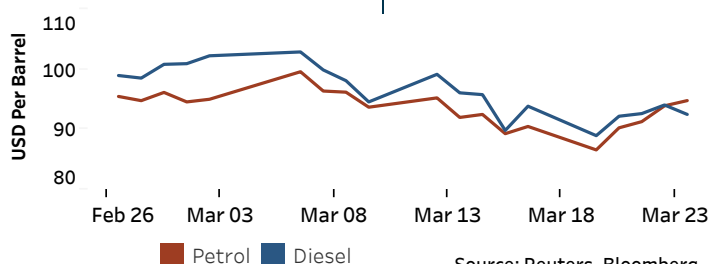


Source: Colombo Stock Exchange

Energy

Petroleum Products (USD per Barrel)

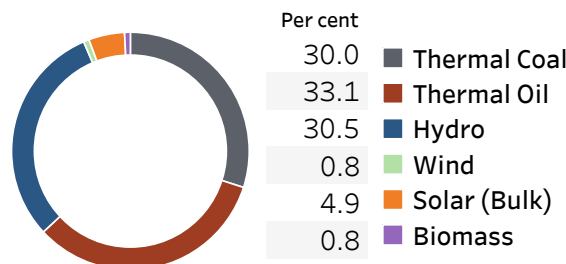
Crude Oil			Refined (Singapore Platts)		
27-Mar-23*	23-Mar-23		24-Mar-23		
Brent	WTI	OPEC	Petrol	Diesel	Kerosene
74.95	69.29	75.88	94.80	92.50	96.28



Source: Reuters, Bloomberg

Electricity Generation

	23-Mar-23	24-Mar-23
Total Energy (GWh)	44.30	43.03
Peak Demand (MW)	2,120.00	2,216.90



Source: Ceylon Electricity Board