

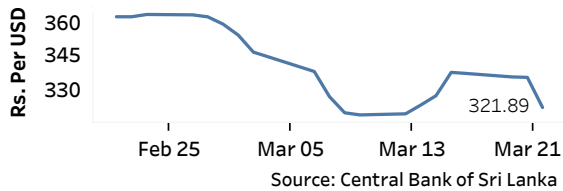


Real GDP Growth: 2022 -7.8% NCPI Y-o-Y Change: February 53.6% CCPI Y-o-Y Change: February 50.6%

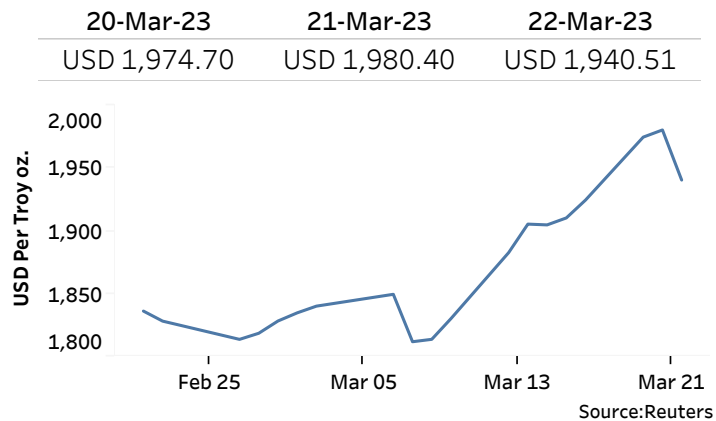
Exchange Rates

Rs. Per Unit	TT Buying	TT Selling
USD	312.6153	330.1625
GBP	381.3984	404.4336
EUR	336.0832	356.3921
JPY	2.3550	2.4992

Middle Rate of the USD/LKR Spot Exchange Rate



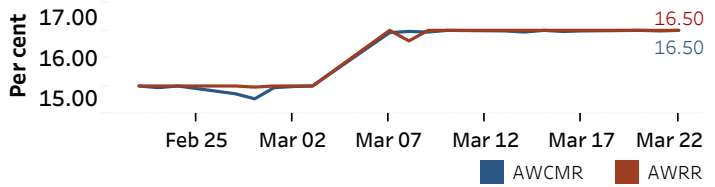
Gold Price



Money Market

Policy Rates: SDF Rate: 15.50% SLF Rate: 16.50% SRR: 4.00%

Overnight Money Market



Yield Rates of T-Bills

	Primary Market 17-Mar-23	Secondary Market 21-Mar-23
91 Day	27.94	25.93
182 Day	27.34	26.57
364 Day	25.92	25.76

Source: Central Bank of Sri Lanka

Overnight Liquidity (Rs. bn)	21-Mar-23	22-Mar-23
	-164.99	-178.50

Share Market

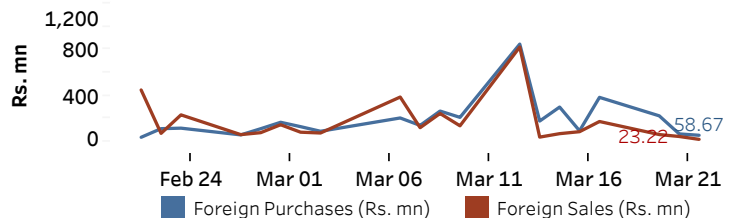
22-Mar-23

ASPI	▼	9,527.05
S&P SL20	▼	2,768.27

Daily Turnover

Rs.1,512.19 mn

Market Capitalisation	PE Ratio
Rs. 4,025.75 bn	5.2

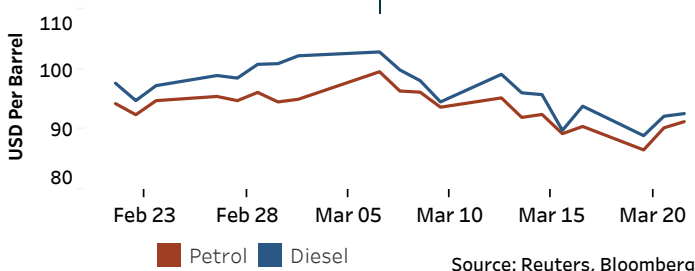


Source: Colombo Stock Exchange

Energy

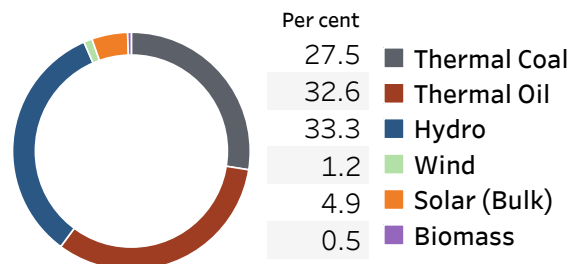
Petroleum Products (USD per Barrel)

Crude Oil			Refined (Singapore Platts)		
23-Mar-23*	21-Mar-23		22-Mar-23		
Brent	WTI	OPEC	Petrol	Diesel	Kerosene
75.86	70.01	73.96	91.30	92.64	95.05



Electricity Generation

	21-Mar-23	22-Mar-23
Total Energy (GWh)	43.41	44.32
Peak Demand (MW)	2,278.30	2,275.20



Source: Ceylon Electricity Board