

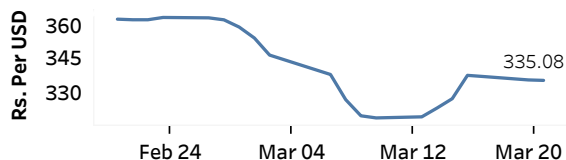


Real GDP Growth: 2022 -7.8% NCPI Y-o-Y Change: February 53.6% CCPI Y-o-Y Change: February 50.6%

Exchange Rates

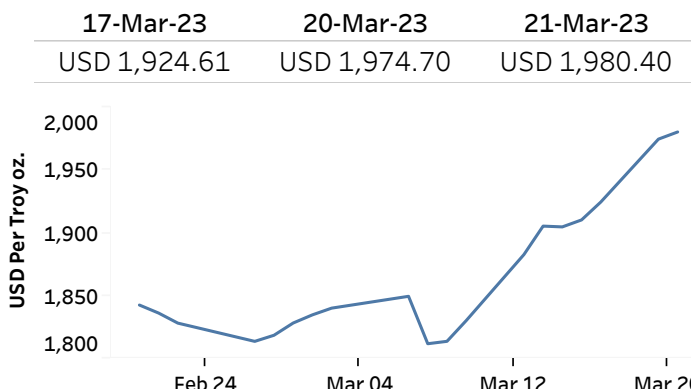
Rs. Per Unit	TT Buying	TT Selling
USD	316.8483	334.9328
GBP	387.6711	411.1914
EUR	338.6857	359.7836
JPY	2.4069	2.5583

Middle Rate of the USD/LKR Spot Exchange Rate



Source: Central Bank of Sri Lanka

Gold Price

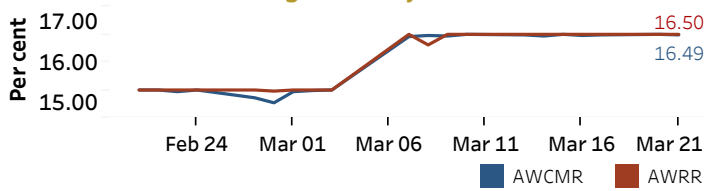


Source: Reuters

Money Market

Policy Rates: SDF Rate: 15.50% SLF Rate: 16.50% SRR: 4.00%

Overnight Money Market



Yield Rates of T-Bills

	Primary Market 17-Mar-23	Secondary Market 20-Mar-23
91 Day	27.94	25.93
182 Day	27.34	26.97
364 Day	25.92	25.76

Source: Central Bank of Sri Lanka

Overnight Liquidity (Rs. bn)	20-Mar-23	21-Mar-23
	-154.03	-164.99

Share Market

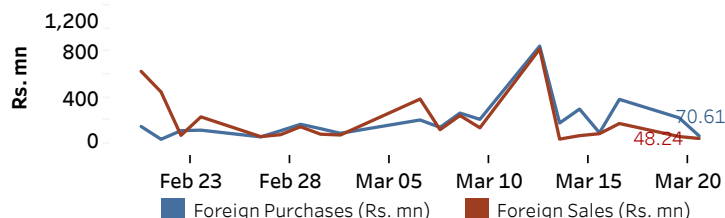
21-Mar-23

ASPI	▼	9,604.43
S&P SL20	▼	2,800.75

Daily Turnover

Rs.1,477.74 mn

Market Capitalisation	PE Ratio
Rs. 4,021.32 bn	5.2

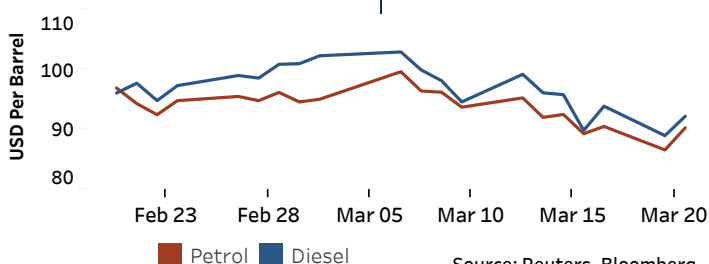


Source: Colombo Stock Exchange

Energy

Petroleum Products (USD per Barrel)

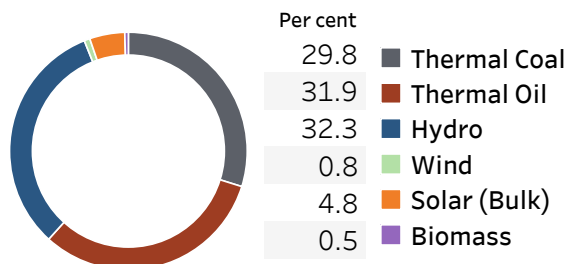
Crude Oil			Refined (Singapore Platts)		
22-Mar-23*	WTI	OPEC	Petrol	Diesel	Kerosene
74.79	69.15	70.77	90.27	92.20	93.96



Source: Reuters, Bloomberg

Electricity Generation

	20-Mar-23	21-Mar-23
Total Energy (GWh)	41.96	43.41
Peak Demand (MW)	2,227.20	2,278.30



Source: Ceylon Electricity Board