

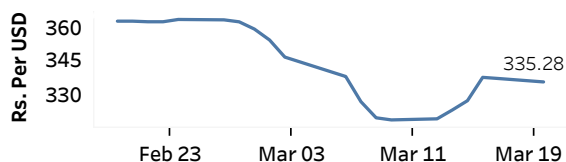


Real GDP Growth: 2022 -7.8% NCPI Y-o-Y Change: January 53.2% CCPI Y-o-Y Change: February 50.6%

### Exchange Rates

Rs. Per Unit	TT Buying	TT Selling
USD	331.7174	349.8726
GBP	404.2238	427.1530
EUR	353.9077	374.6582
JPY	2.5144	2.6572

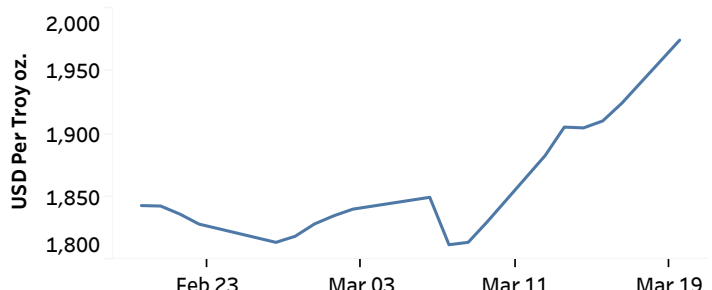
#### Middle Rate of the USD/LKR Spot Exchange Rate



Source: Central Bank of Sri Lanka

### Gold Price

16-Mar-23	17-Mar-23	20-Mar-23
USD 1,910.37	USD 1,924.61	USD 1,974.70

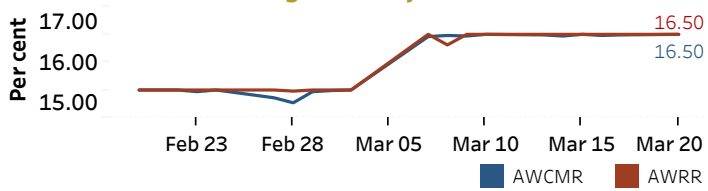


Source: Reuters

### Money Market

Policy Rates: SDF Rate: 15.50% SLF Rate: 16.50% SRR: 4.00%

#### Overnight Money Market



#### Yield Rates of T-Bills

	Primary Market 17-Mar-23	Secondary Market 17-Mar-23
91 Day	27.94	27.17
182 Day	27.34	27.09
364 Day	25.92	25.76

Source: Central Bank of Sri Lanka

Overnight Liquidity (Rs. bn)	17-Mar-23	20-Mar-23
	110.43	-154.03

### Share Market

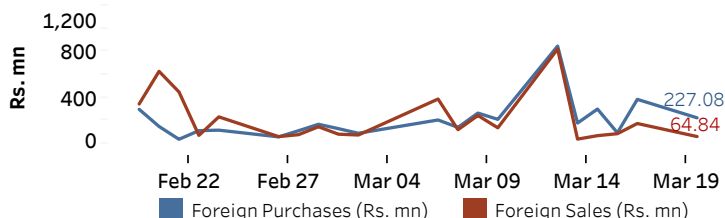
20-Mar-23

ASPI	▲	9,699.96
S&P SL20	▲	2,851.65

#### Daily Turnover

Rs.1,797.84 mn

Market Capitalisation	PE Ratio
Rs. 4,042.56 bn	5.2

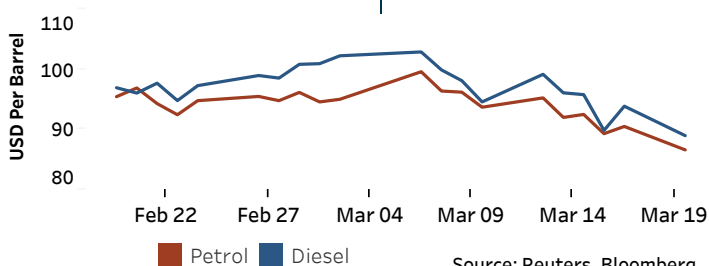


Source: Colombo Stock Exchange

### Energy

#### Petroleum Products (USD per Barrel)

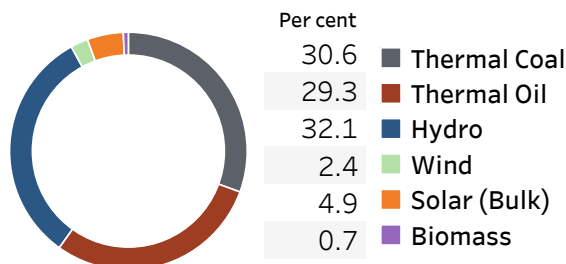
Crude Oil			Refined (Singapore Platts)		
21-Mar-23*	WTI	OPEC	Petrol	Diesel	Kerosene
73.32	67.29	74.11	86.60	88.97	91.36



Source: Reuters, Bloomberg

#### Electricity Generation

	19-Mar-23	20-Mar-23
Total Energy (GWh)	35.83	41.96
Peak Demand (MW)	1,998.90	2,227.20



Source: Ceylon Electricity Board