

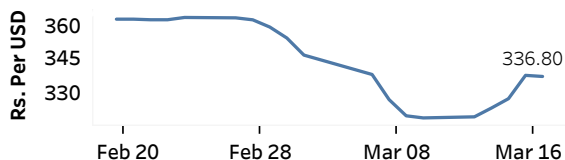


Real GDP Growth: 2022 -7.8% NCPI Y-o-Y Change: January 53.2% CCPI Y-o-Y Change: February 50.6%

Exchange Rates

Rs. Per Unit	TT Buying	TT Selling
USD	332.2035	350.2275
GBP	403.0651	426.3677
EUR	353.2020	373.7844
JPY	2.4951	2.6409

Middle Rate of the USD/LKR Spot Exchange Rate



Source: Central Bank of Sri Lanka

Gold Price

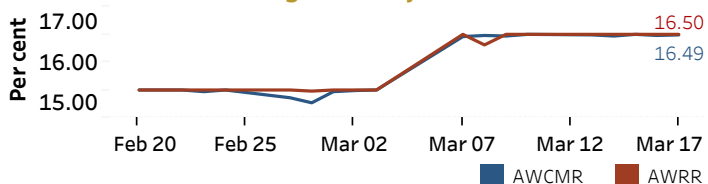


Source: Reuters

Money Market

Policy Rates: SDF Rate: 15.50% SLF Rate: 16.50% SRR: 4.00%

Overnight Money Market



Yield Rates of T-Bills

	Primary Market 10-Mar-23	Secondary Market 16-Mar-23
91 Day	28.75	28.27
182 Day	27.77	28.73
364 Day	26.43	25.81

Source: Central Bank of Sri Lanka

Overnight Liquidity (Rs. bn)	16-Mar-23	17-Mar-23
	-118.47	110.43

Share Market

17-Mar-23

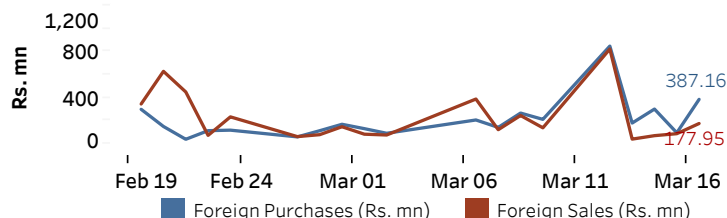
ASPI	▲	9,670.42
S&P SL20	▲	2,840.11

Daily Turnover

Rs.1,249.39 mn

Market Capitalisation	PE Ratio
Rs. 3,998.43 bn	5.1

Foreign Purchases and Sales

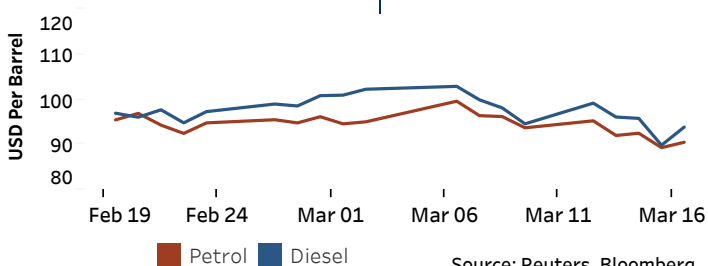


Source: Colombo Stock Exchange

Energy

Petroleum Products (USD per Barrel)

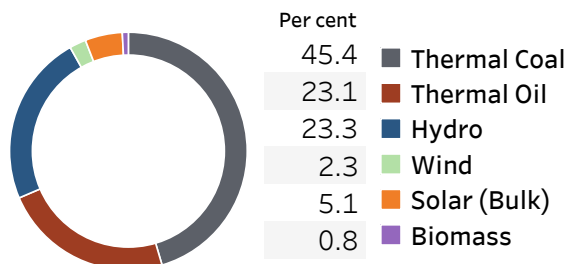
Crude Oil			Refined (Singapore Platts)		
20-Mar-23*	16-Mar-23		17-Mar-23		
Brent	WTI	OPEC	Petrol	Diesel	Kerosene
73.67	67.38	73.75	90.50	93.87	96.74



Source: Reuters, Bloomberg

Electricity Generation

	16-Mar-23	17-Mar-23
Total Energy (GWh)	43.50	43.02
Peak Demand (MW)	2,089.00	2,277.00



Source: Ceylon Electricity Board