

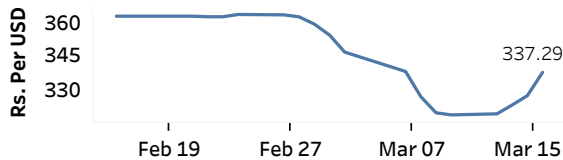


Real GDP Growth: 2022 -7.8% NCPI Y-o-Y Change: January 53.2% CCPI Y-o-Y Change: February 50.6%

Exchange Rates

Rs. Per Unit	TT Buying	TT Selling
USD	329.0282	346.3312
GBP	397.4994	419.4414
EUR	348.3534	368.3891
JPY	2.4758	2.6187

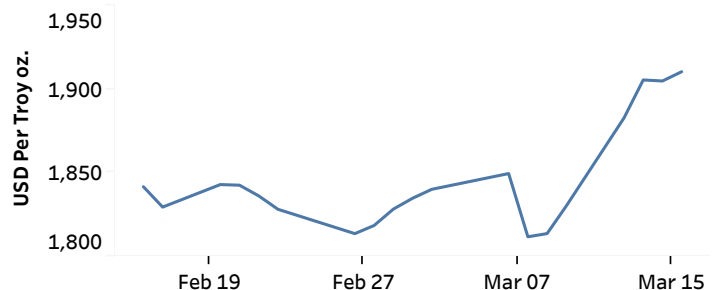
Middle Rate of the USD/LKR Spot Exchange Rate



Source: Central Bank of Sri Lanka

Gold Price

14-Mar-23	15-Mar-23	16-Mar-23
USD 1,905.45	USD 1,904.82	USD 1,910.37

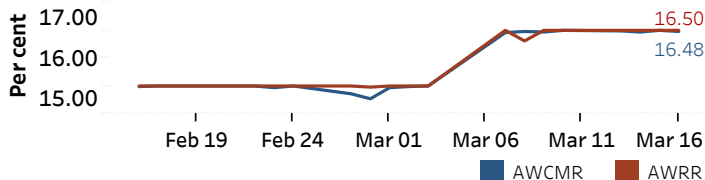


Source: Reuters

Money Market

Policy Rates: SDF Rate: 15.50% SLF Rate: 16.50% SRR: 4.00%

Overnight Money Market



Yield Rates of T-Bills

	Primary Market 10-Mar-23	Secondary Market 15-Mar-23
91 Day	28.75	28.38
182 Day	27.77	28.73
364 Day	26.43	25.64

Source: Central Bank of Sri Lanka

Overnight Liquidity (Rs. bn)	15-Mar-23	16-Mar-23
	-101.04	-118.47

Share Market

16-Mar-23

ASPI	▲	9,596.55
S&P SL20	▲	2,814.61

Daily Turnover

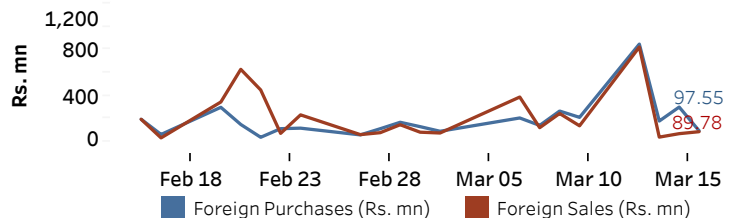
Rs.1,228.46 mn

Market Capitalisation

Rs. 3,983.88 bn

PE Ratio

5.1

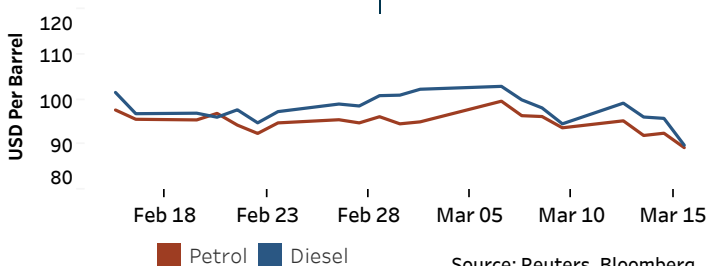


Source: Colombo Stock Exchange

Energy

Petroleum Products (USD per Barrel)

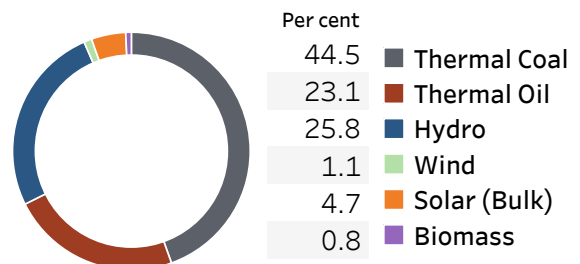
Crude Oil			Refined (Singapore Platts)		
17-Mar-23*	15-Mar-23		16-Mar-23		
Brent	WTI	OPEC	Petrol	Diesel	Kerosene
74.73	68.34	76.22	89.30	89.84	93.62



Source: Reuters, Bloomberg

Electricity Generation

	15-Mar-23	16-Mar-23
Total Energy (GWh)	43.64	43.50
Peak Demand (MW)	2,271.30	2,089.00



Source: Ceylon Electricity Board