

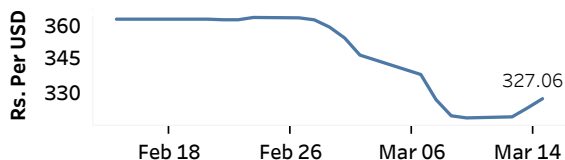


Real GDP Growth: 2022 -7.8% NCPI Y-o-Y Change: January 53.2% CCPI Y-o-Y Change: February 50.6%

Exchange Rates

Rs. Per Unit	TT Buying	TT Selling
USD	327.5998	344.6634
GBP	398.2614	420.6839
EUR	351.6624	371.7899
JPY	2.4359	2.5804

Middle Rate of the USD/LKR Spot Exchange Rate



Source: Central Bank of Sri Lanka

Gold Price

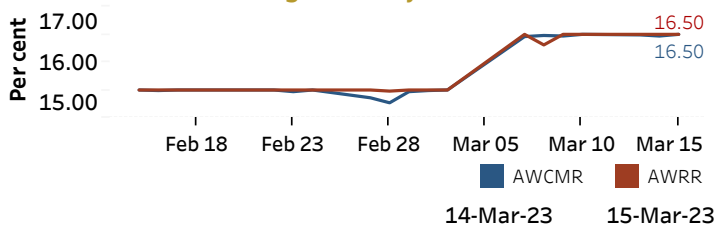


Source: Reuters

Money Market

Policy Rates: SDF Rate: 15.50% SLF Rate: 16.50% SRR: 4.00%

Overnight Money Market



Yield Rates of T-Bills

	Primary Market 10-Mar-23	Secondary Market 14-Mar-23
91 Day	28.75	28.51
182 Day	27.77	28.73
364 Day	26.43	25.64

Source: Central Bank of Sri Lanka

Overnight Liquidity (Rs. bn)	14-Mar-23	15-Mar-23
	-128.06	-101.04

Share Market

15-Mar-23

ASPI	▲	9,587.79
S&P SL20	▲	2,809.99

Daily Turnover

Rs.1,625.66 mn

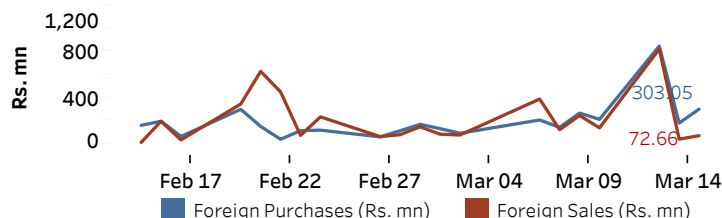
Market Capitalisation

Rs. 3,983.95 bn

PE Ratio

5.1

Foreign Purchases and Sales

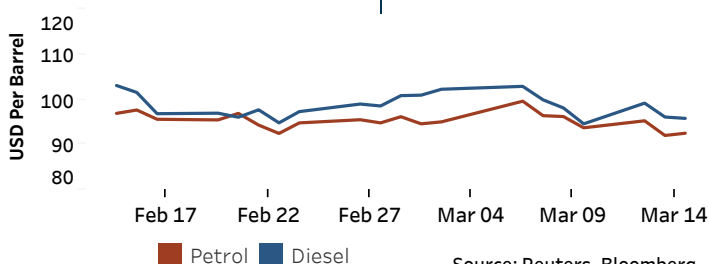


Source: Colombo Stock Exchange

Energy

Petroleum Products (USD per Barrel)

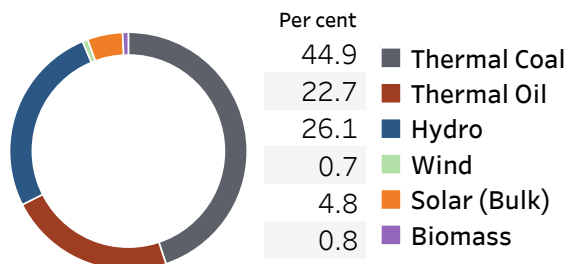
Crude Oil			Refined (Singapore Platts)		
16-Mar-23*	14-Mar-23	15-Mar-23	Petrol	Diesel	Kerosene
Brent	WTI	OPEC	92.50	95.79	99.92
74.69	68.49	78.92			



Source: Reuters, Bloomberg

Electricity Generation

	14-Mar-23	15-Mar-23
Total Energy (GWh)	43.96	43.64
Peak Demand (MW)	2,207.20	2,271.30



Source: Ceylon Electricity Board