

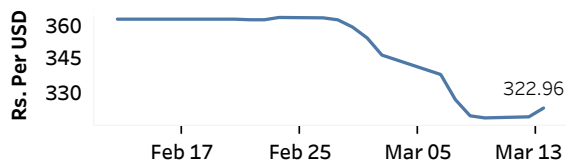


Real GDP: 2022 Q3 -11.8% NCPI Y-o-Y Change: January 53.2% CCPI Y-o-Y Change: February 50.6%

Exchange Rates

Rs. Per Unit	TT Buying	TT Selling
USD	319.8479	335.6887
GBP	387.9264	410.0731
EUR	341.4234	361.2937
JPY	2.3910	2.5272

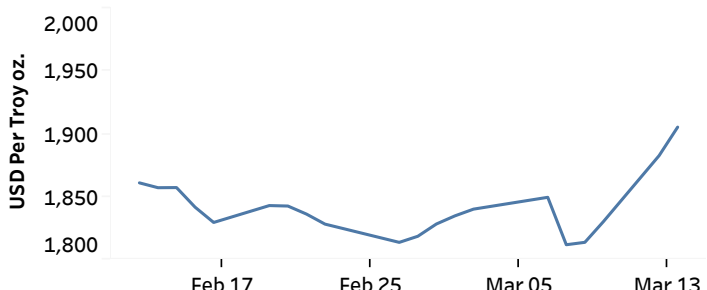
Middle Rate of the USD/LKR Spot Exchange Rate



Source: Central Bank of Sri Lanka

Gold Price

10-Mar-23	13-Mar-23	14-Mar-23
USD 1,830.24	USD 1,882.75	USD 1,905.45

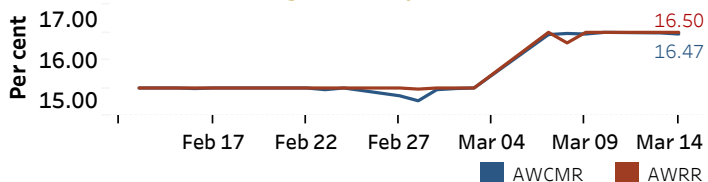


Source: Reuters

Money Market

Policy Rates: SDF Rate: 15.50% SLF Rate: 16.50% SRR: 4.00%

Overnight Money Market



Yield Rates of T-Bills

	Primary Market 10-Mar-23	Secondary Market 13-Mar-23
91 Day	28.75	28.51
182 Day	27.77	28.50
364 Day	26.43	26.17

Source: Central Bank of Sri Lanka

Overnight Liquidity (Rs. bn)	13-Mar-23	14-Mar-23
	-103.33	-128.06

Share Market

14-Mar-23

ASPI	▲	9,550.70
S&P SL20	▼	2,791.33

Daily Turnover

Rs.1,459.07 mn

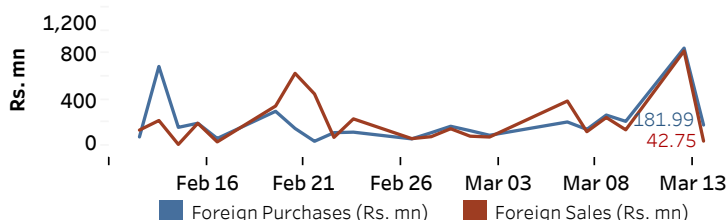
Market Capitalisation

Rs. 3,962.32 bn

PE Ratio

5.1

Foreign Purchases and Sales

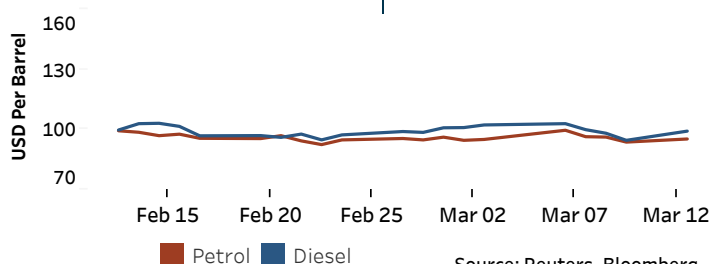


Source: Colombo Stock Exchange

Energy

Petroleum Products (USD per Barrel)

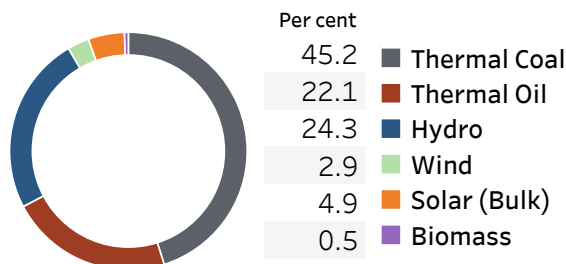
Crude Oil			Refined (Singapore Platts)		
14-Mar-23		10-Mar-23	13-Mar-23		
Brent	WTI	OPEC	Petrol	Diesel	Kerosene
80.67	74.68	80.72	95.25	99.17	102.80



Source: Reuters, Bloomberg

Electricity Generation

	12-Mar-23	13-Mar-23
Total Energy (GWh)	36.23	42.39
Peak Demand (MW)	1,904.60	2,272.50



Source: Ceylon Electricity Board