

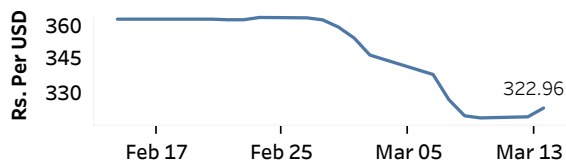


Real GDP: 2022 Q3 -11.8%    NCPI Y-o-Y Change: January 53.2%    CCPI Y-o-Y Change: February 50.6%

### Exchange Rates

Rs. Per Unit	TT Buying	TT Selling
USD	319.8479	335.6887
GBP	387.9264	410.0731
EUR	341.4234	361.2937
JPY	2.3910	2.5272

#### Middle Rate of the USD/LKR Spot Exchange Rate



Source: Central Bank of Sri Lanka

### Gold Price

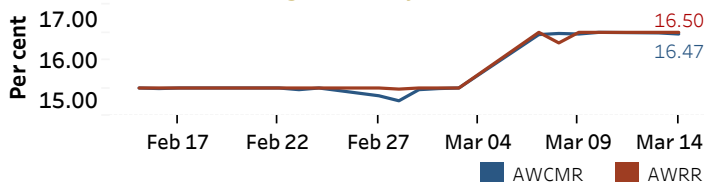


Source: Reuters

### Money Market

Policy Rates: SDF Rate: 15.50%    SLF Rate: 16.50%    SRR: 4.00%

#### Overnight Money Market



13-Mar-23    14-Mar-23

Overnight Liquidity (Rs. bn)    -103.33    -128.06

#### Yield Rates of T-Bills

	Primary Market 10-Mar-23	Secondary Market 13-Mar-23
91 Day	28.75	28.51
182 Day	27.77	28.50
364 Day	26.43	26.17

Source: Central Bank of Sri Lanka

### Share Market

14-Mar-23

ASPI ▲ 9,550.70  
S&P SL20 ▼ 2,791.33

#### Daily Turnover

Rs.1,459.07 mn

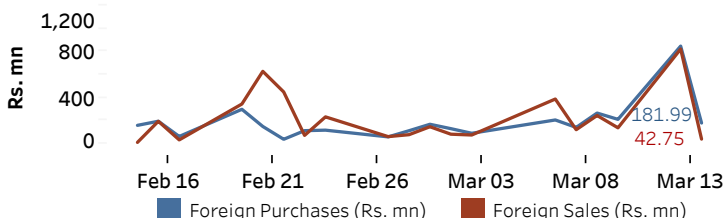
Market Capitalisation

Rs. 3,962.32 bn

PE Ratio

5.1

#### Foreign Purchases and Sales

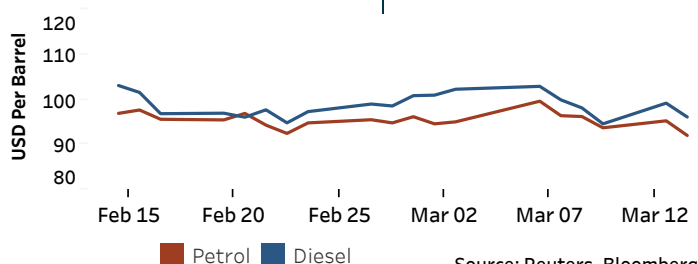


Source: Colombo Stock Exchange

### Energy

#### Petroleum Products (USD per Barrel)

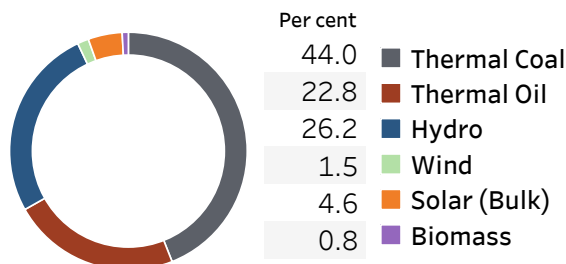
Crude Oil			Refined (Singapore Platts)		
14-Mar-23		14-Mar-23	14-Mar-23		
Brent	WTI	OPEC	Petrol	Diesel	Kerosene
80.67	74.68	78.92	92.00	96.09	99.60



Source: Reuters, Bloomberg

#### Electricity Generation

	13-Mar-23	14-Mar-23
Total Energy (GWh)	42.39	43.96
Peak Demand (MW)	2,272.50	2,207.20



Source: Ceylon Electricity Board