

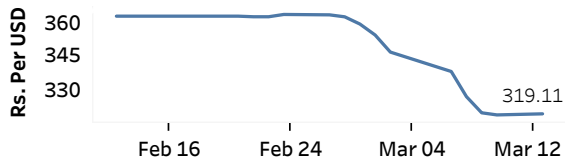


Real GDP: 2022 Q3 -11.8% NCPI Y-o-Y Change: January 53.2% CCPI Y-o-Y Change: February 50.6%

Exchange Rates

Rs. Per Unit	TT Buying	TT Selling
USD	311.8237	328.8699
GBP	376.5949	399.0828
EUR	333.3681	353.0302
JPY	2.3184	2.4581

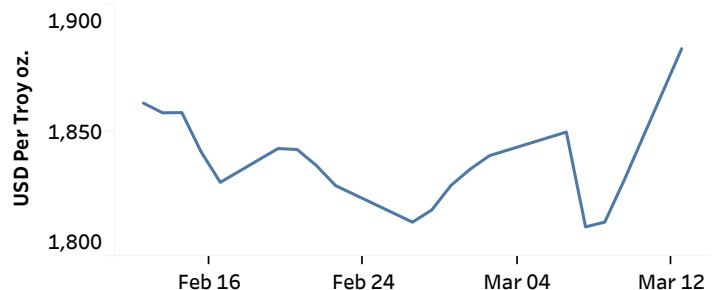
Middle Rate of the USD/LKR Spot Exchange Rate



Source: Central Bank of Sri Lanka

Gold Price

09-Mar-23	10-Mar-23	13-Mar-23
USD 1,813.72	USD 1,830.24	USD 1,882.75

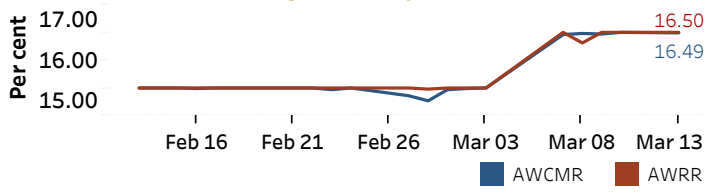


Source: Reuters

Money Market

Policy Rates: SDF Rate: 15.50% SLF Rate: 16.50% SRR: 4.00%

Overnight Money Market



Yield Rates of T-Bills

	Primary Market 10-Mar-23	Secondary Market 10-Mar-23
91 Day	28.75	28.51
182 Day	27.77	28.50
364 Day	26.43	26.17

Source: Central Bank of Sri Lanka

Overnight Liquidity (Rs. bn)	10-Mar-23	13-Mar-23
	218.43	-103.33

Share Market

13-Mar-23

ASPI	▼	9,491.04
S&P SL20	▼	2,794.84

Daily Turnover

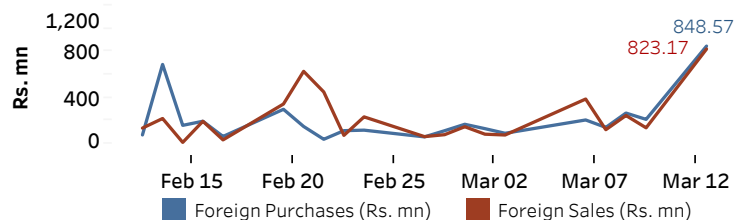
Rs.2,091.22 mn

Market Capitalisation

Rs. 3,945.47 bn

PE Ratio

5.1

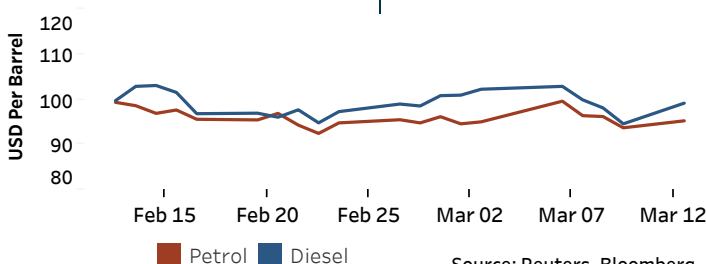


Source: Colombo Stock Exchange

Energy

Petroleum Products (USD per Barrel)

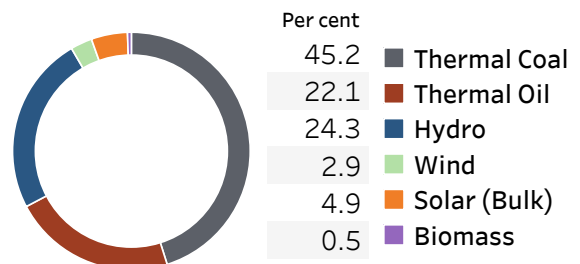
Crude Oil			Refined (Singapore Platts)		
14-Mar-23 *	10-Mar-23		13-Mar-23		
Brent	WTI	OPEC	Petrol	Diesel	Kerosene
80.67	74.68	80.72	95.25	99.17	102.80



Source: Reuters, Bloomberg

Electricity Generation

	12-Mar-23	13-Mar-23
Total Energy (GWh)	36.23	42.39
Peak Demand (MW)	1,904.60	2,272.50



Source: Ceylon Electricity Board