

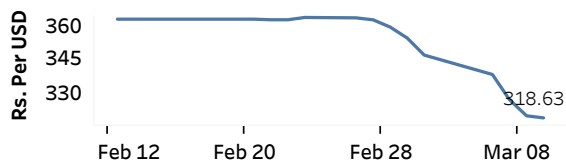


Real GDP: 2022 Q3 -11.8%    NCPI Y-o-Y Change: January 53.2%    CCPI Y-o-Y Change: February 50.6%

## Exchange Rates

Rs. Per Unit	TT Buying	TT Selling
USD	311.6269	328.9042
GBP	370.0797	393.4981
EUR	328.3984	349.7183
JPY	2.2763	2.4249

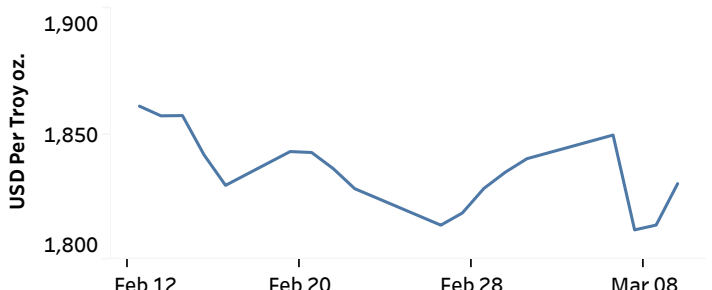
### Middle Rate of the USD/LKR Spot Exchange Rate



Source: Central Bank of Sri Lanka

## Gold Price

08-Mar-23	09-Mar-23	10-Mar-23
USD 1,811.82	USD 1,813.72	USD 1,830.24

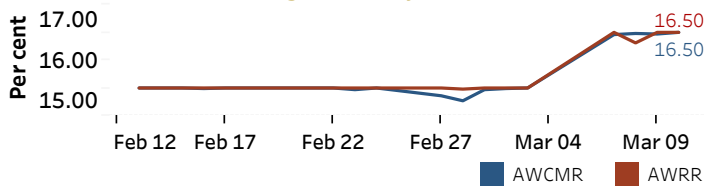


Source: Reuters

## Money Market

Policy Rates: SDF Rate: 15.50%    SLF Rate: 16.50%    SRR: 4.00%

### Overnight Money Market



### Yield Rates of T-Bills

	Primary Market 03-Mar-23	Secondary Market 09-Mar-23
91 Day	29.59	28.70
182 Day	28.64	28.50
364 Day	27.64	26.92

Overnight Liquidity (Rs. bn)	09-Mar-23	10-Mar-23
	-53.56	218.43

Source: Central Bank of Sri Lanka

## Share Market

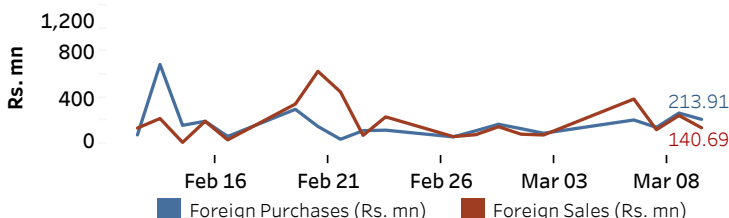
10-Mar-23

ASPI	▼	9,606.96
S&P SL20	▼	2,823.14

### Daily Turnover

Rs.1,775.96 mn

Market Capitalisation	PE Ratio
Rs. 3,989.56 bn	5.1

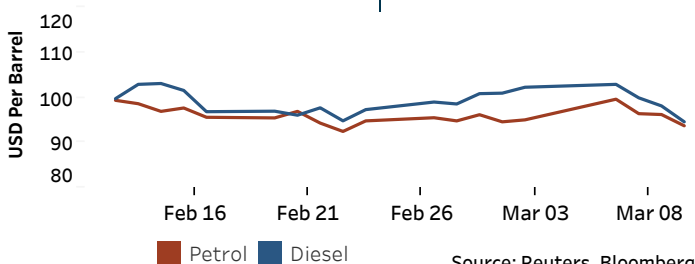


Source: Colombo Stock Exchange

## Energy

### Petroleum Products (USD per Barrel)

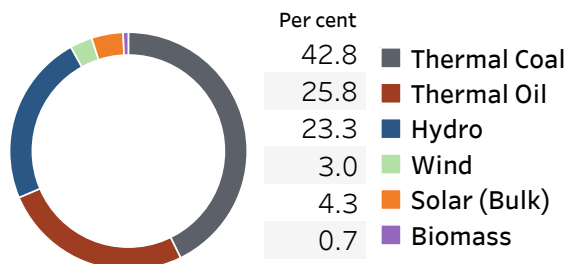
Crude Oil			Refined (Singapore Platts)		
13-Mar-23 *		09-Mar-23	10-Mar-23		
Brent	WTI	OPEC	Petrol	Diesel	Kerosene
83.29	77.21	82.05	93.70	94.58	98.51



Source: Reuters, Bloomberg

### Electricity Generation

	09-Mar-23	10-Mar-23
Total Energy (GWh)	44.98	45.66
Peak Demand (MW)	2,315.30	2,240.60



Source: Ceylon Electricity Board