

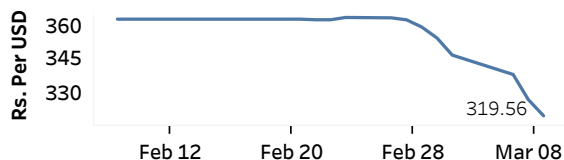


Real GDP: 2022 Q3 -11.8%    NCPI Y-o-Y Change: January 53.2%    CCPI Y-o-Y Change: February 50.6%

### Exchange Rates

Rs. Per Unit	TT Buying	TT Selling
USD	307.3635	325.5218
GBP	364.2292	387.1099
EUR	324.2361	344.7613
JPY	2.2498	2.3853

#### Middle Rate of the USD/LKR Spot Exchange Rate



Source: Central Bank of Sri Lanka

### Gold Price

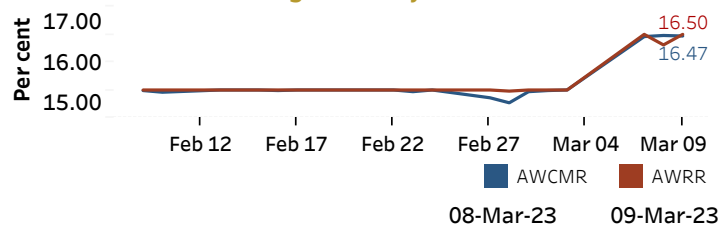


Source: Reuters

### Money Market

Policy Rates: SDF Rate: 15.50%    SLF Rate: 16.50%    SRR: 4.00%

#### Overnight Money Market



#### Yield Rates of T-Bills

	Primary Market 03-Mar-23	Secondary Market 09-Mar-23
91 Day	29.59	27.36
182 Day	28.64	28.50
364 Day	27.64	26.97

Source: Central Bank of Sri Lanka

Overnight Liquidity (Rs. bn)	08-Mar-23	09-Mar-23
	-90.54	-53.56

### Share Market

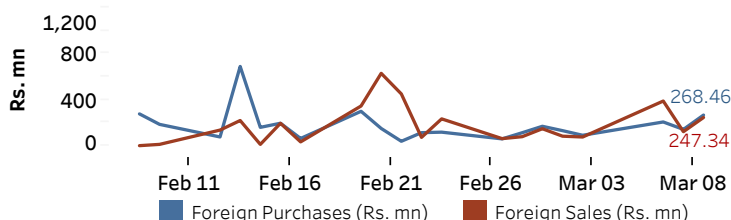
09-Mar-23

ASPI	▲	9,703.48
S&P SL20	▲	2,865.93

#### Daily Turnover

Rs. 2,493.19 mn

Market Capitalisation	PE Ratio
Rs. 4,027.37 bn	5.2

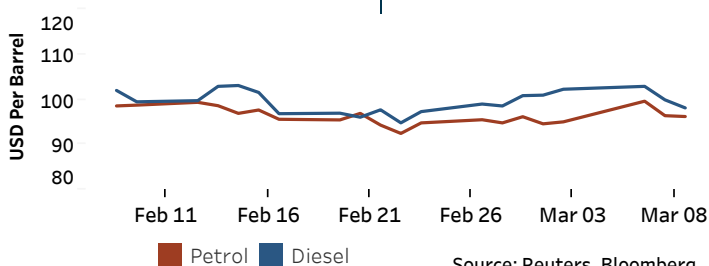


Source: Colombo Stock Exchange

### Energy

#### Petroleum Products (USD per Barrel)

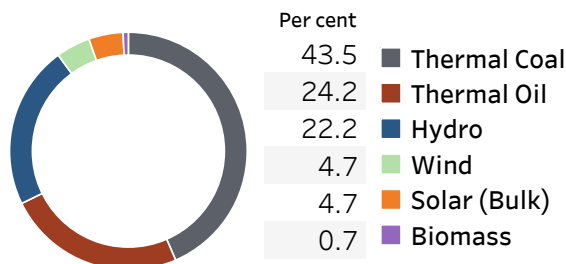
Crude Oil			Refined (Singapore Platts)		
10-Mar-23 *	08-Mar-23		09-Mar-23		
Brent	WTI	OPEC	Petrol	Diesel	Kerosene
81.62	75.64	82.12	96.20	98.11	102.29



Source: Reuters, Bloomberg

#### Electricity Generation

	08-Mar-23	09-Mar-23
Total Energy (GWh)	43.92	44.98
Peak Demand (MW)	2,294.00	2,315.30



Source: Ceylon Electricity Board