

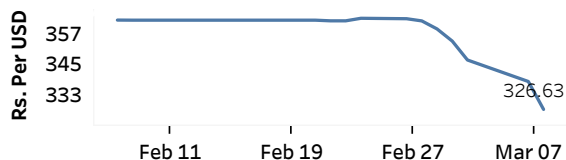


Real GDP: 2022 Q3 -11.8%    NCPI Y-o-Y Change: January 53.2%    CCPI Y-o-Y Change: February 50.6%

### Exchange Rates

Rs. Per Unit	TT Buying	TT Selling
USD	313.7749	331.0583
GBP	370.6313	392.3973
EUR	330.1922	349.9939
JPY	2.2786	2.4163

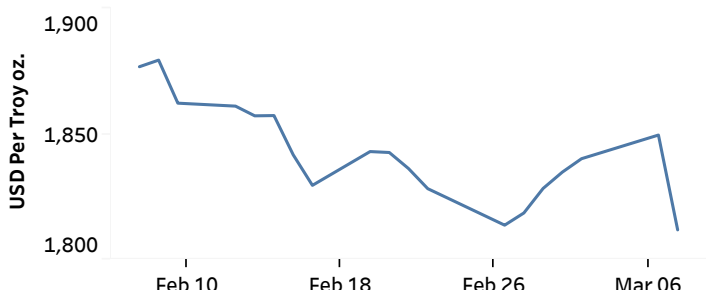
#### Middle Rate of the USD/LKR Spot Exchange Rate



Source: Central Bank of Sri Lanka

### Gold Price

03-Mar-23	07-Mar-23	08-Mar-23
USD 1,840.15	USD 1,849.57	USD 1,811.82




Source: Reuters

### Money Market

Policy Rates: SDF Rate: 15.50%    SLF Rate: 16.50%    SRR: 4.00%

#### Overnight Money Market



#### Yield Rates of T-Bills

	Primary Market	Secondary Market
	03-Mar-23	08-Mar-23
91 Day	29.59	27.38
182 Day	28.64	28.39
364 Day	27.64	26.94

Source: Central Bank of Sri Lanka

Overnight Liquidity (Rs. bn)	07-Mar-23	08-Mar-23
	-117.58	-90.54

### Share Market

08-Mar-23

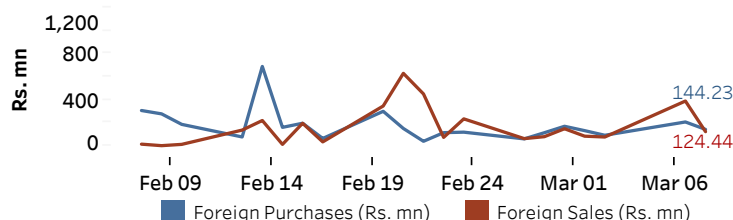
ASPI	▲	9,647.86
S&P SL20	▼	2,851.54

#### Daily Turnover

Rs. 3,269.68 mn

Market Capitalisation	PE Ratio
Rs. 4,015.87 bn	5.2

#### Foreign Purchases and Sales

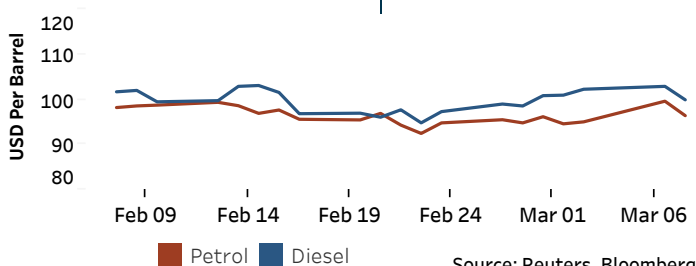


Source: Colombo Stock Exchange

### Energy

#### Petroleum Products (USD per Barrel)

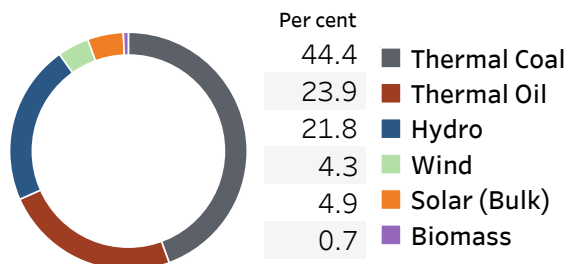
Crude Oil			Refined (Singapore Platts)		
09-Mar-23 *	07-Mar-23		08-Mar-23		
Brent	WTI	OPEC	Petrol	Diesel	Kerosene
82.53	76.50	84.37	96.39	99.90	104.08



Source: Reuters, Bloomberg

#### Electricity Generation

	07-Mar-23	08-Mar-23
Total Energy (GWh)	42.16	43.92
Peak Demand (MW)	2,234.30	2,294.00



Source: Ceylon Electricity Board