

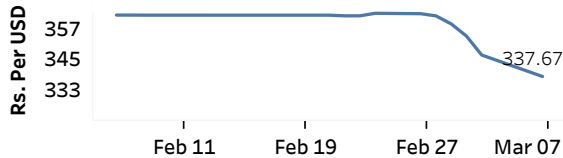


Real GDP: 2022 Q3 -11.8% NCPI Y-o-Y Change: January 53.2% CCPI Y-o-Y Change: February 50.6%

Exchange Rates

Rs. Per Unit	TT Buying	TT Selling
USD	318.3051	335.7502
GBP	382.8037	405.2965
EUR	339.0744	359.9271
JPY	2.3410	2.4801

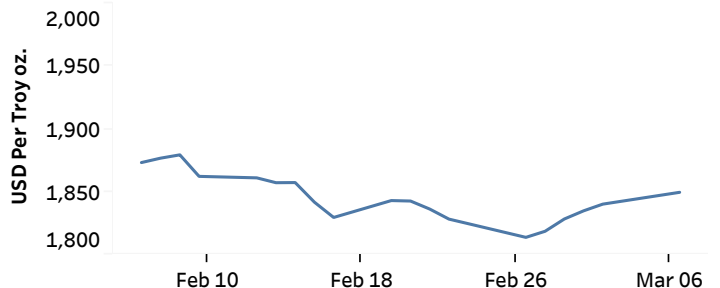
Middle Rate of the USD/LKR Spot Exchange Rate



Source: Central Bank of Sri Lanka

Gold Price

02-Mar-23	03-Mar-23	07-Mar-23
USD 1,834.80	USD 1,840.15	USD 1,849.57

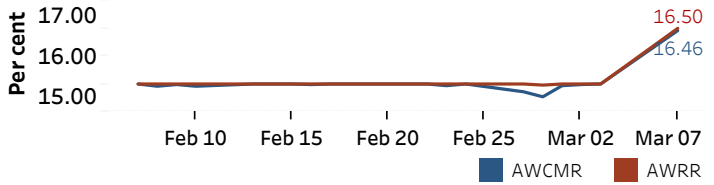


Source: Reuters

Money Market

Policy Rates: SDF Rate: 15.50% SLF Rate: 16.50% SRR: 4.00%

Overnight Money Market



03-Mar-23 07-Mar-23

Overnight Liquidity (Rs. bn) 135.91 -117.58

Yield Rates of T-Bills

	Primary Market 03-Mar-23	Secondary Market 03-Mar-23
91 Day	29.59	28.28
182 Day	28.64	28.39
364 Day	27.64	27.44

Source: Central Bank of Sri Lanka

Share Market

07-Mar-23

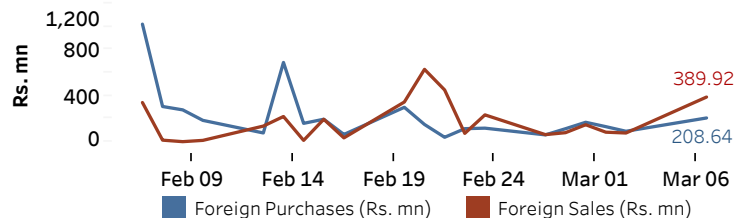
ASPI	▲	9,642.94
S&P SL20	▲	2,869.14

Daily Turnover

Rs. 3,438.01 mn

Market Capitalisation	PE Ratio
Rs. 4,009.27 bn	5.2

Foreign Purchases and Sales

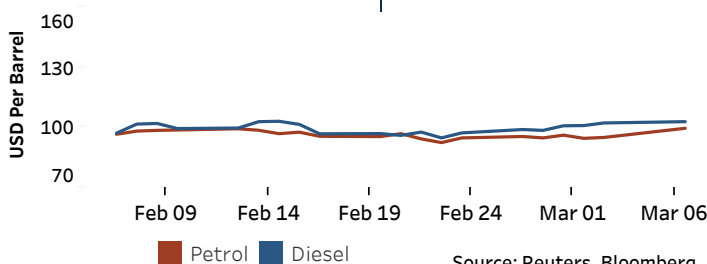


Source: Colombo Stock Exchange

Energy

Petroleum Products (USD per Barrel)

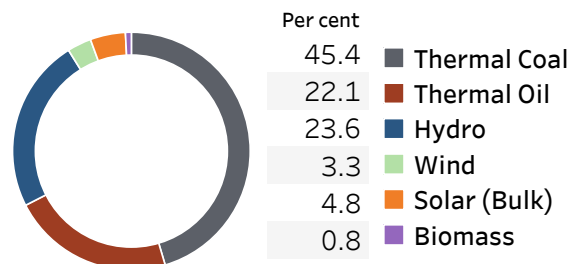
Crude Oil			Refined (Singapore Platts)		
08-Mar-23 *	03-Mar-23		07-Mar-23		
Brent	WTI	OPEC	Petrol	Diesel	Kerosene
83.37	77.56	83.80	99.60	102.89	106.95



Source: Reuters, Bloomberg

Electricity Generation

	06-Mar-23	07-Mar-23
Total Energy (GWh)	35.19	42.16
Peak Demand (MW)	1,852.10	2,234.30



Source: Ceylon Electricity Board