



Real GDP: 2022 Q3 -11.8% NCPI Y-o-Y Change: January 53.2% CCPI Y-o-Y Change: February 50.6%

Exchange Rates

Rs. Per Unit	TT Buying	TT Selling
USD	334.5016	348.0322
GBP	398.4192	417.7282
EUR	353.2467	370.7822
JPY	2.4460	2.5634

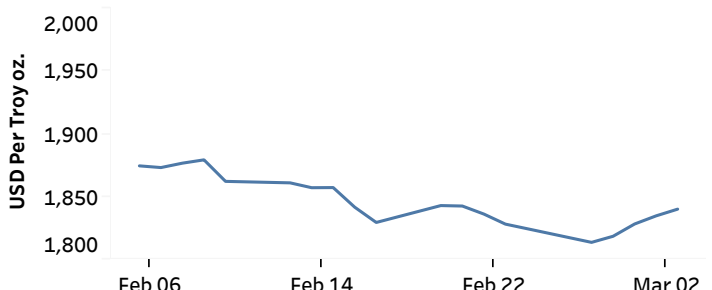
Middle Rate of the USD/LKR Spot Exchange Rate



Source: Central Bank of Sri Lanka

Gold Price

01-Mar-23	02-Mar-23	03-Mar-23
USD 1,828.32	USD 1,834.80	USD 1,840.15

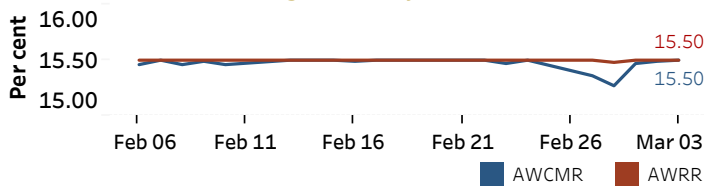


Source: Reuters

Money Market

Policy Rates: SDF Rate: 14.50% SLF Rate: 15.50% SRR: 4.00%

Overnight Money Market



02-Mar-23 03-Mar-23

Overnight Liquidity (Rs. bn) -109.85 135.91

Yield Rates of T-Bills

	Primary Market 24-Feb-23	Secondary Market 02-Mar-23
91 Day	29.72	28.26
182 Day	28.67	29.95
364 Day	27.67	28.23

Source: Central Bank of Sri Lanka

Share Market

03-Mar-23

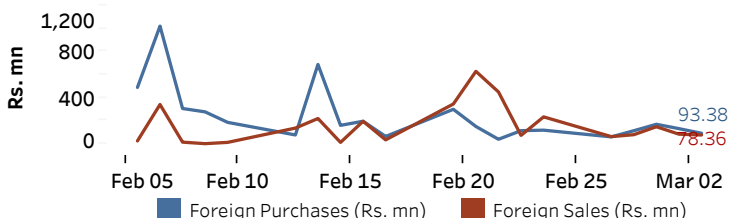
ASPI	▲	9,444.92
S&P SL20	▲	2,838.18

Daily Turnover

Rs. 2,858.54 mn

Market Capitalisation	PE Ratio
Rs. 3,969.26 bn	5.1

Foreign Purchases and Sales

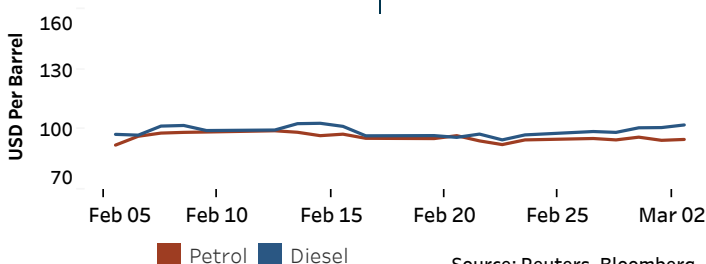


Source: Colombo Stock Exchange

Energy

Petroleum Products (USD per Barrel)

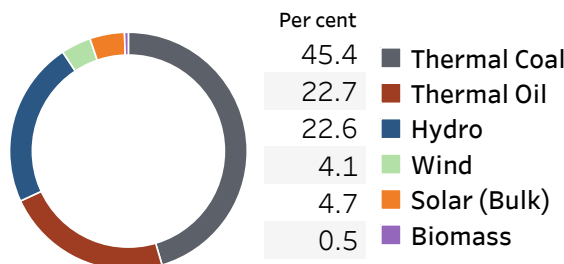
Crude Oil			Refined (Singapore Platts)		
07-Mar-23 *	03-Mar-23		03-Mar-23		
Brent	WTI	OPEC	Petrol	Diesel	Kerosene
86.43	80.63	83.80	95.02	102.25	106.50



Source: Reuters, Bloomberg

Electricity Generation

	02-Mar-23	03-Mar-23
Total Energy (GWh)	43.31	42.93
Peak Demand (MW)	2,231.40	2,208.80



Source: Ceylon Electricity Board