




Real GDP: 2022 Q3 -11.8%    NCPI Y-o-Y Change: January 53.2%    CCPI Y-o-Y Change: February 50.6%

### Exchange Rates

Rs. Per Unit	TT Buying	TT Selling
USD	343.9719	356.7393
GBP	411.1135	429.3269
EUR	364.8593	381.2960
JPY	2.5101	2.6307

#### Middle Rate of the USD/LKR Spot Exchange Rate



Source: Central Bank of Sri Lanka

### Gold Price

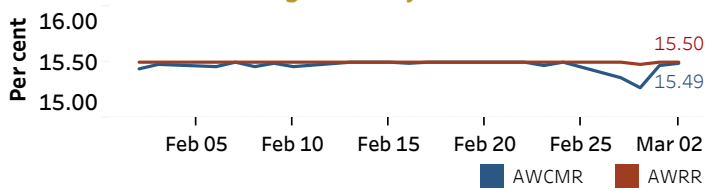


Source: Reuters

### Money Market

Policy Rates: SDF Rate: 14.50%    SLF Rate: 15.50%    SRR: 4.00%

#### Overnight Money Market



#### Yield Rates of T-Bills

	Primary Market 24-Feb-23	Secondary Market 01-Mar-23
91 Day	29.72	28.26
182 Day	28.67	29.95
364 Day	27.67	28.23

Source: Central Bank of Sri Lanka

Overnight Liquidity (Rs. bn)	01-Mar-23	02-Mar-23
	-129.44	-109.85

### Share Market

02-Mar-23

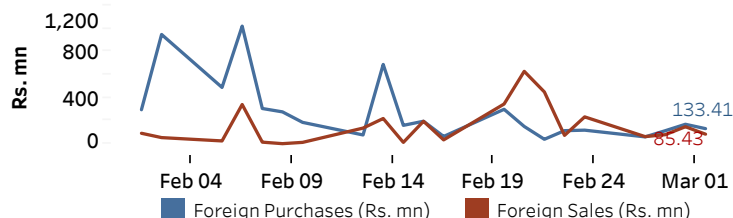
ASPI	▲	9,333.83
S&P SL20	▲	2,828.48

#### Daily Turnover

Rs.1,451.69 mn

Market Capitalisation	PE Ratio
Rs. 3,939.91 bn	5.1

#### Foreign Purchases and Sales

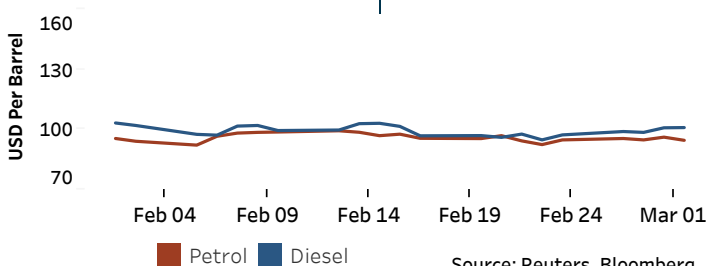


Source: Colombo Stock Exchange

### Energy

#### Petroleum Products (USD per Barrel)

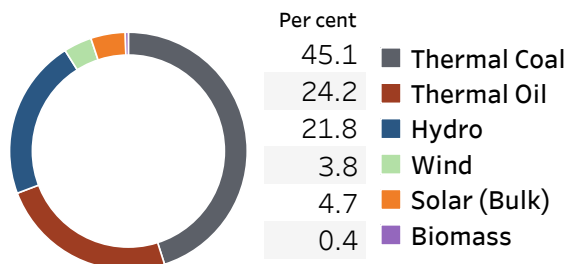
Crude Oil			Refined (Singapore Platts)		
03-Mar-23 *	28-Feb-23	OPEC	Petrol	Diesel	Kerosene
Brent	WTI	81.91	94.58	100.94	105.89
84.50	77.94				



Source: Reuters, Bloomberg

#### Electricity Generation

	01-Mar-23	02-Mar-23
Total Energy (GWh)	43.17	43.31
Peak Demand (MW)	2,209.10	2,231.40



Source: Ceylon Electricity Board