

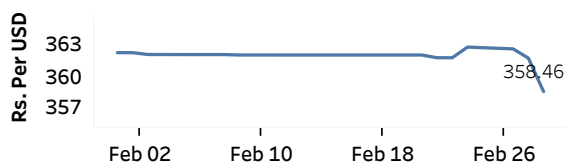


Real GDP: 2022 Q3 -11.8% NCPI Y-o-Y Change: January 53.2% CCPI Y-o-Y Change: February 50.6%

Exchange Rates

Rs. Per Unit	TT Buying	TT Selling
USD	351.7219	362.9543
GBP	421.8177	438.0710
EUR	370.6218	385.9241
JPY	2.5686	2.6749

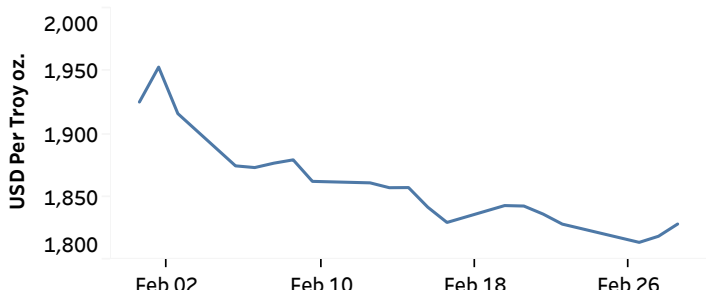
Middle Rate of the USD/LKR Spot Exchange Rate



Source: Central Bank of Sri Lanka

Gold Price

27-Feb-23	28-Feb-23	01-Mar-23
USD 1,813.69	USD 1,818.55	USD 1,828.32

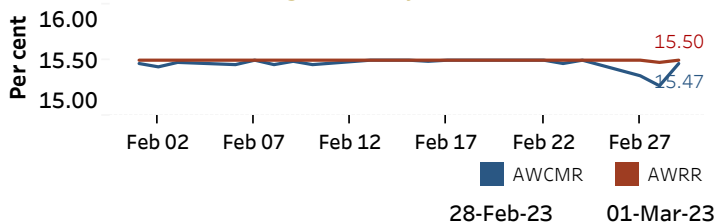


Source: Reuters

Money Market

Policy Rates: SDF Rate: 14.50% SLF Rate: 15.50% SRR: 4.00%

Overnight Money Market



Yield Rates of T-Bills

	Primary Market 24-Feb-23	Secondary Market 28-Feb-23
91 Day	29.72	28.26
182 Day	28.67	29.95
364 Day	27.67	27.71

Source: Central Bank of Sri Lanka

Overnight Liquidity (Rs. bn)	28-Feb-23	01-Mar-23
	-43.38	-129.44

Share Market

01-Mar-23

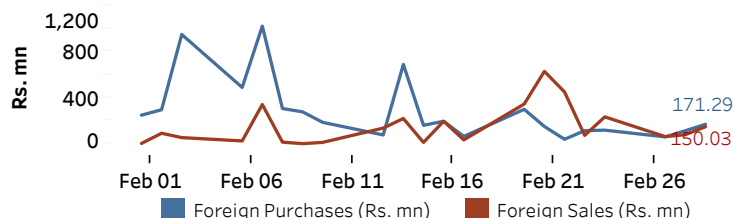
ASPI	▲	9,222.68
S&P SL20	▲	2,805.26

Daily Turnover

Rs.1,271.79 mn

Market Capitalisation	PE Ratio
Rs. 3,912.65 bn	5.0

Foreign Purchases and Sales

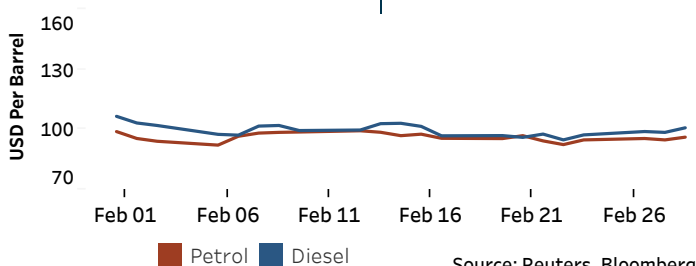


Source: Colombo Stock Exchange

Energy

Petroleum Products (USD per Barrel)

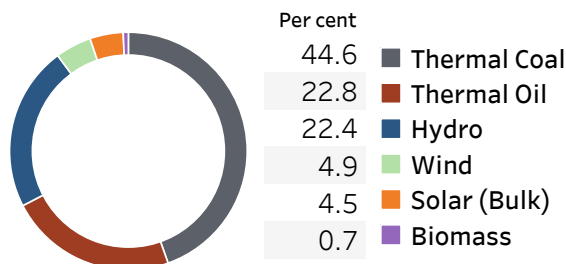
Crude Oil			Refined (Singapore Platts)		
02-Mar-23 *	28-Feb-23		01-Mar-23		
Brent	WTI	OPEC	Petrol	Diesel	Kerosene
84.29	77.63	81.91	96.16	100.83	106.33



Source: Reuters, Bloomberg

Electricity Generation

	28-Feb-23	01-Mar-23
Total Energy (GWh)	43.86	43.70
Peak Demand (MW)	2,171.30	2,209.10



Source: Ceylon Electricity Board