

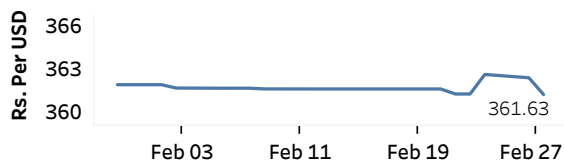


Real GDP: 2022 Q3 -11.8%    NCPI Y-o-Y Change: January 53.2%    CCPI Y-o-Y Change: February 50.6%

## Exchange Rates

Rs. Per Unit	TT Buying	TT Selling
USD	357.6822	366.9212
GBP	428.8705	444.3132
EUR	376.3599	390.9386
JPY	2.6049	2.7118

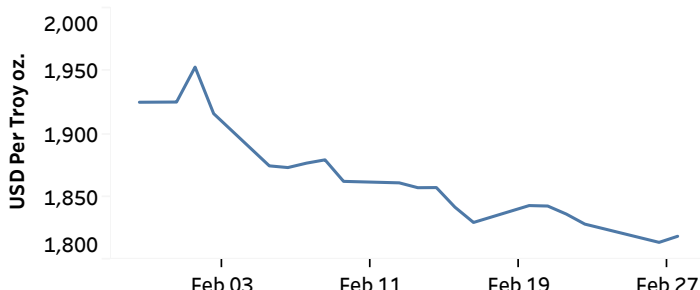
### Middle Rate of the USD/LKR Spot Exchange Rate



Source: Central Bank of Sri Lanka

## Gold Price

24-Feb-23	27-Feb-23	28-Feb-23
USD 1,824.60	USD 1,813.69	USD 1,818.55

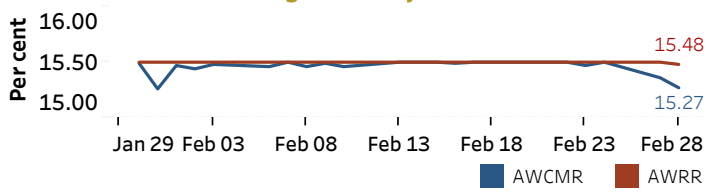


Source: Reuters

## Money Market

Policy Rates: SDF Rate: 14.50%    SLF Rate: 15.50%    SRR: 4.00%

### Overnight Money Market



### Yield Rates of T-Bills

	Primary Market	Secondary Market
	24-Feb-23	27-Feb-23
91 Day	29.72	28.22
182 Day	28.67	29.95
364 Day	27.67	28.56

Source: Central Bank of Sri Lanka

Overnight Liquidity (Rs. bn)	27-Feb-23	28-Feb-23
	-84.40	-43.38

## Share Market

28-Feb-23

ASPI	▼	9,188.48
S&P SL20	▼	2,796.71

### Daily Turnover

Rs.1,414.13 mn

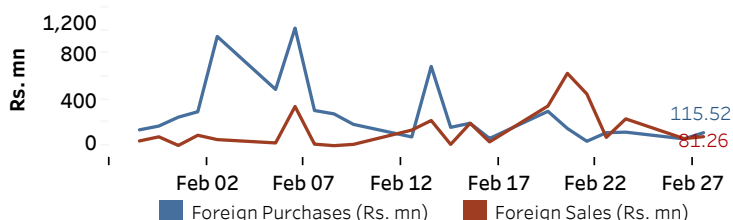
### Market Capitalisation

Rs. 3,906.11 bn

### PE Ratio

5.0

### Foreign Purchases and Sales

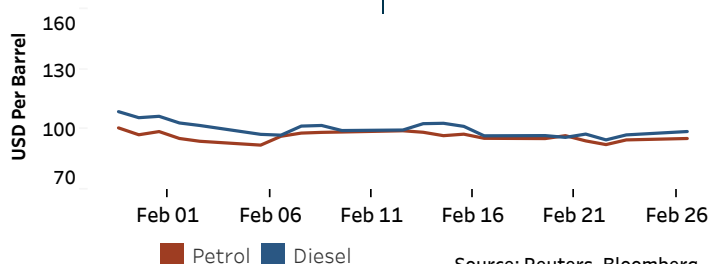


Source: Colombo Stock Exchange

## Energy

### Petroleum Products (USD per Barrel)

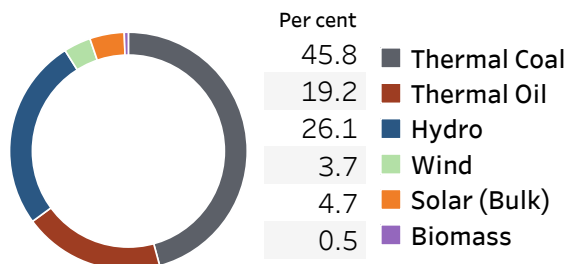
Crude Oil			Refined (Singapore Platts)		
28-Feb-23		24-Feb-23	27-Feb-23		
Brent	WTI	OPEC	Petrol	Diesel	Kerosene
82.32	75.71	82.04	95.49	98.97	104.43



Source: Reuters, Bloomberg

### Electricity Generation

	26-Feb-23	27-Feb-23
Total Energy (GWh)	35.80	42.64
Peak Demand (MW)	2,001.00	2,190.80



Source: Ceylon Electricity Board