

Daily Economic Indicators 27 February 2023



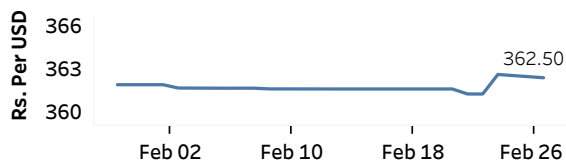
Central Bank of Sri Lanka
Statistics Department

Real GDP: 2022 Q3 -11.8% NCPI Y-o-Y Change: January 53.2% CCPI Y-o-Y Change: January 54.2%

Exchange Rates

Rs. Per Unit	TT Buying	TT Selling
USD	358.3621	367.9284
GBP	426.2620	441.7196
EUR	375.8818	390.4237
JPY	2.6160	2.7174

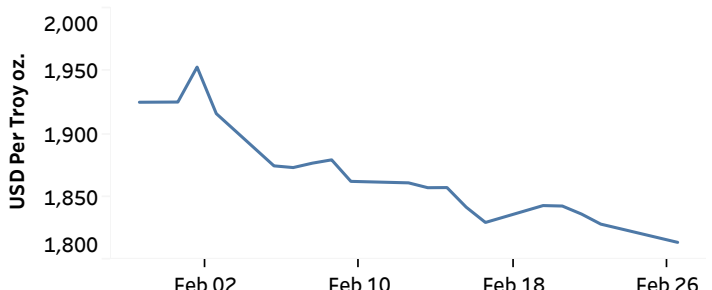
Middle Rate of the USD/LKR Spot Exchange Rate



Source: Central Bank of Sri Lanka

Gold Price

23-Feb-23	24-Feb-23	27-Feb-23
USD 1,828.22	USD 1,824.60	USD 1,813.69

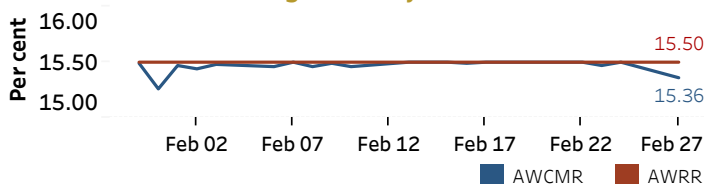


Source: Reuters

Money Market

Policy Rates: SDF Rate: 14.50% SLF Rate: 15.50% SRR: 4.00%

Overnight Money Market



Yield Rates of T-Bills

	Primary Market 24-Feb-23	Secondary Market 24-Feb-23
91 Day	29.72	28.98
182 Day	28.67	28.39
364 Day	27.67	27.52

Source: Central Bank of Sri Lanka

Overnight Liquidity (Rs. bn)	24-Feb-23	27-Feb-23
	96.06	-84.40

Share Market

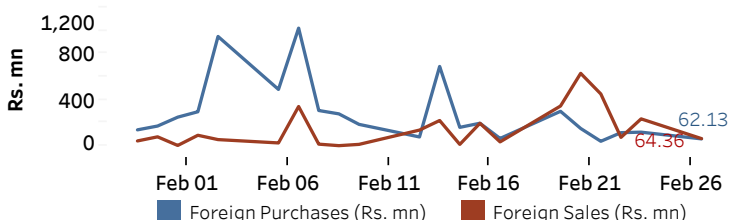
27-Feb-23

ASPI	▼	9,198.63
S&P SL20	▼	2,804.42

Daily Turnover

Rs.1,205.04 mn

Market Capitalisation	PE Ratio
Rs. 4,042.72 bn	5.2

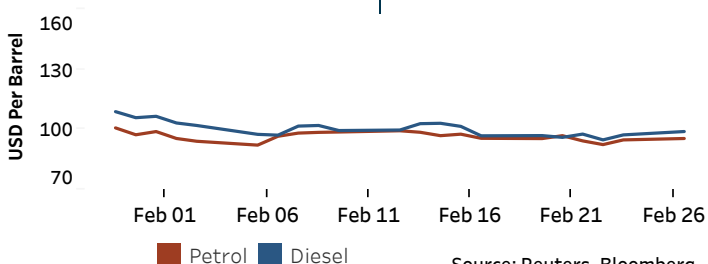


Source: Colombo Stock Exchange

Energy

Petroleum Products (USD per Barrel)

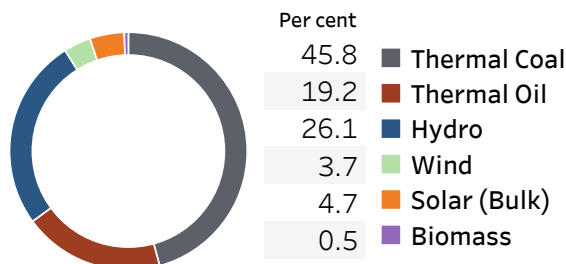
Crude Oil			Refined (Singapore Platts)		
28-Feb-23 *	24-Feb-23		27-Feb-23		
Brent	WTI	OPEC	Petrol	Diesel	Kerosene
82.32	75.71	82.04	95.49	98.97	104.43



Source: Reuters, Bloomberg

Electricity Generation

	26-Feb-23	27-Feb-23
Total Energy (GWh)	35.80	42.64
Peak Demand (MW)	2,001.00	2,190.80



Source: Ceylon Electricity Board