

# Daily Economic Indicators 24 February 2023



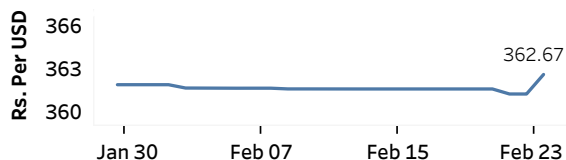
Central Bank of Sri Lanka  
Statistics Department

Real GDP: 2022 Q3 -11.8%    NCPI Y-o-Y Change: January 53.2%    CCPI Y-o-Y Change: January 54.2%

## Exchange Rates

Rs. Per Unit	TT Buying	TT Selling
USD	358.7244	368.7702
GBP	429.9779	445.1817
EUR	378.3493	393.1688
JPY	2.6478	2.7518

### Middle Rate of the USD/LKR Spot Exchange Rate



Source: Central Bank of Sri Lanka

## Gold Price

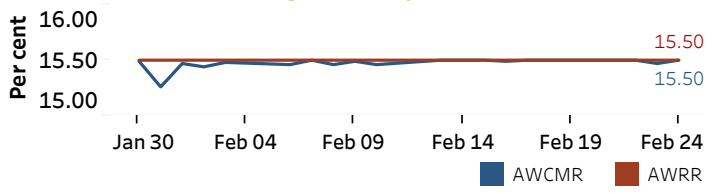


Source: Reuters

## Money Market

Policy Rates: SDF Rate: 14.50%    SLF Rate: 15.50%    SRR: 4.00%

### Overnight Money Market



### Yield Rates of T-Bills

	Primary Market 17-Feb-23	Secondary Market 23-Feb-23
91 Day	29.83	28.96
182 Day	28.67	27.96
364 Day	27.71	27.61

	23-Feb-23	24-Feb-23
Overnight Liquidity (Rs. bn)	-79.76	96.06

Source: Central Bank of Sri Lanka

## Share Market

24-Feb-23

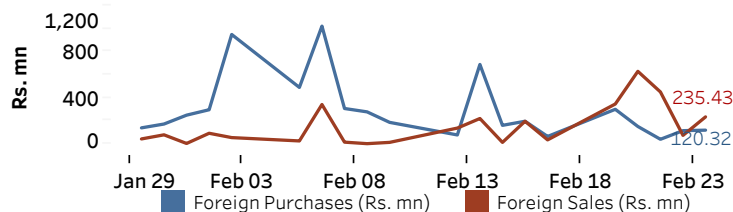
ASPI	▲	9,315.87
S&P SL20	▲	2,833.45

### Daily Turnover

Rs. 2,118.63 mn

Market Capitalisation	PE Ratio
Rs. 4,077.30 bn	5.2

### Foreign Purchases and Sales

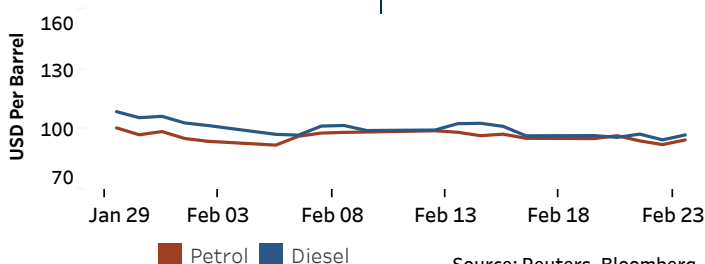


Source: Colombo Stock Exchange

## Energy

### Petroleum Products (USD per Barrel)

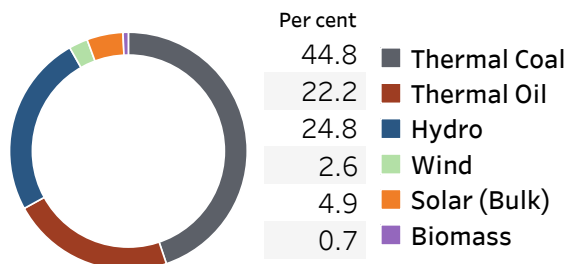
Crude Oil			Refined (Singapore Platts)		
27-Feb-23 *		23-Feb-23	24-Feb-23		
Brent	WTI	OPEC	Petrol	Diesel	Kerosene
83.13	76.34	80.53	94.79	97.29	103.37



Source: Reuters, Bloomberg

### Electricity Generation

	23-Feb-23	24-Feb-23
Total Energy (GWh)	43.63	43.52
Peak Demand (MW)	2,242.00	2,019.40



Source: Ceylon Electricity Board