

Daily Economic Indicators 23 February 2023



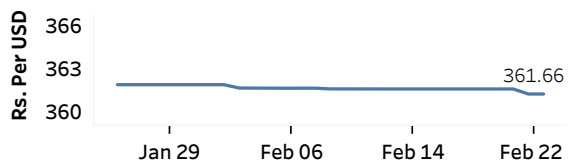
Central Bank of Sri Lanka
Statistics Department

Real GDP: 2022 Q3 -11.8% NCPI Y-o-Y Change: January 53.2% CCPI Y-o-Y Change: January 54.2%

Exchange Rates

Rs. Per Unit	TT Buying	TT Selling
USD	359.0062	368.5292
GBP	431.1699	446.4153
EUR	378.7016	393.5766
JPY	2.6449	2.7490

Middle Rate of the USD/LKR Spot Exchange Rate



Source: Central Bank of Sri Lanka

Gold Price

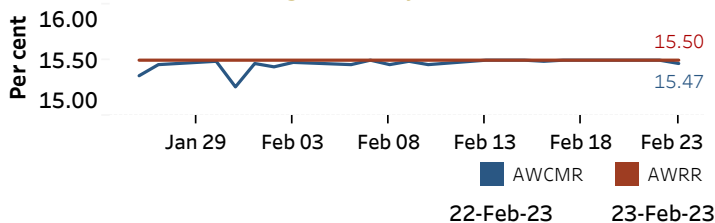


Source: Reuters

Money Market

Policy Rates: SDF Rate: 14.50% SLF Rate: 15.50% SRR: 4.00%

Overnight Money Market



AWCMR AWRR

Yield Rates of T-Bills

	Primary Market 17-Feb-23	Secondary Market 22-Feb-23
91 Day	29.83	28.98
182 Day	28.67	27.96
364 Day	27.71	27.61

Source: Central Bank of Sri Lanka

Overnight Liquidity (Rs. bn)	22-Feb-23	23-Feb-23
	-145.15	-79.76

Share Market

23-Feb-23

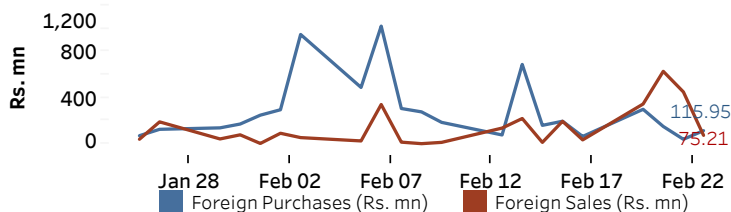
ASPI	▲	9,255.99
S&P SL20	▲	2,824.10

Daily Turnover

Rs.1,536.93 mn

Market Capitalisation	PE Ratio
Rs. 4,066.52 bn	5.2

Foreign Purchases and Sales

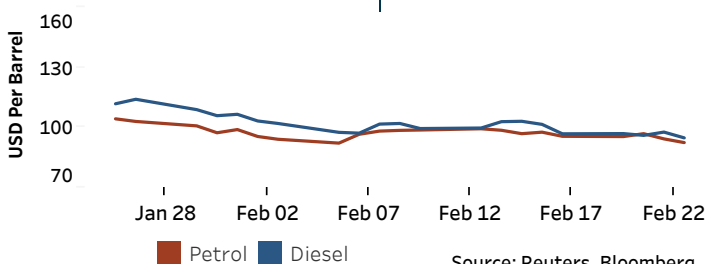


Source: Colombo Stock Exchange

Energy

Petroleum Products (USD per Barrel)

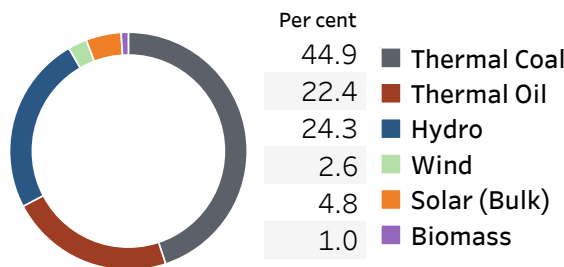
Crude Oil			Refined (Singapore Platts)		
24-Feb-23 *	22-Feb-23		23-Feb-23		
Brent	WTI	OPEC	Petrol	Diesel	Kerosene
82.68	75.91	80.52	92.45	94.80	100.45



Source: Reuters, Bloomberg

Electricity Generation

	22-Feb-23	23-Feb-23
Total Energy (GWh)	42.84	43.63
Peak Demand (MW)	2,225.10	2,242.00



Source: Ceylon Electricity Board