

Daily Economic Indicators 22 February 2023



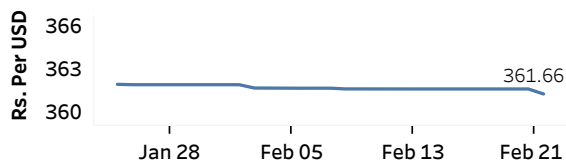
Central Bank of Sri Lanka
Statistics Department

Real GDP: 2022 Q3 -11.8% NCPI Y-o-Y Change: January 53.2% CCPI Y-o-Y Change: January 54.2%

Exchange Rates

Rs. Per Unit	TT Buying	TT Selling
USD	359.3576	368.6063
GBP	433.4352	448.6173
EUR	380.1493	394.9909
JPY	2.6465	2.7479

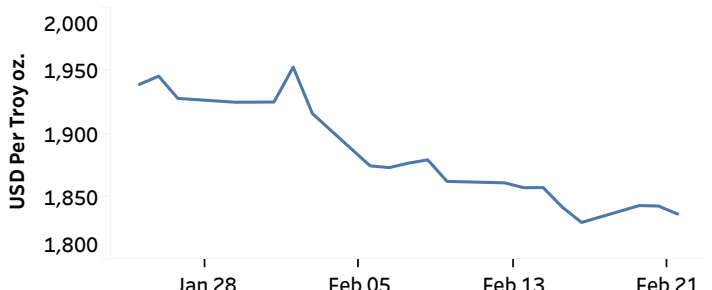
Middle Rate of the USD/LKR Spot Exchange Rate



Source: Central Bank of Sri Lanka

Gold Price

20-Feb-23	21-Feb-23	22-Feb-23
USD 1,842.99	USD 1,842.62	USD 1,836.22

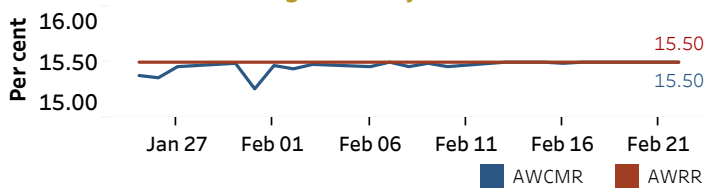


Source: Reuters

Money Market

Policy Rates: SDF Rate: 14.50% SLF Rate: 15.50% SRR: 4.00%

Overnight Money Market



21-Feb-23 22-Feb-23

Overnight Liquidity (Rs. bn) -170.51 -145.15

Yield Rates of T-Bills

	Primary Market 17-Feb-23	Secondary Market 21-Feb-23
91 Day	29.83	28.98
182 Day	28.67	27.96
364 Day	27.71	27.61

Source: Central Bank of Sri Lanka

Share Market

22-Feb-23

ASPI	▲	9,160.25
S&P SL20	▼	2,789.45

Daily Turnover

Rs.1,807.14 mn

Market Capitalisation

Rs. 4,009.52 bn

PE Ratio

5.2

Foreign Purchases and Sales

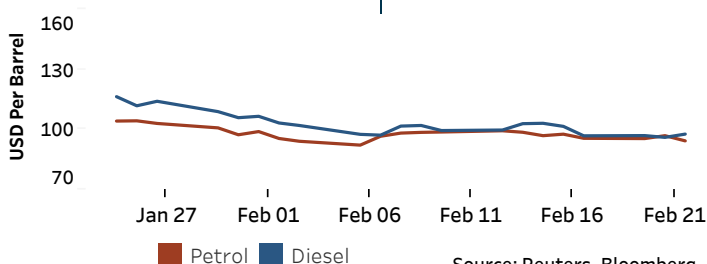


Source: Colombo Stock Exchange

Energy

Petroleum Products (USD per Barrel)

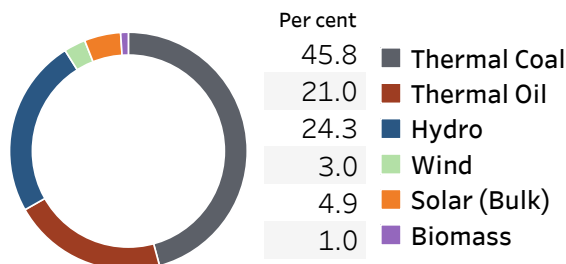
Crude Oil			Refined (Singapore Platts)		
23-Feb-23 *	21-Feb-23		22-Feb-23		
Brent	WTI	OPEC	Petrol	Diesel	Kerosene
80.74	74.11	81.94	94.30	97.69	102.77



Source: Reuters, Bloomberg

Electricity Generation

	21-Feb-23	22-Feb-23
Total Energy (GWh)	42.66	42.84
Peak Demand (MW)	2,214.10	2,225.10



Source: Ceylon Electricity Board