

Daily Economic Indicators 21 February 2023



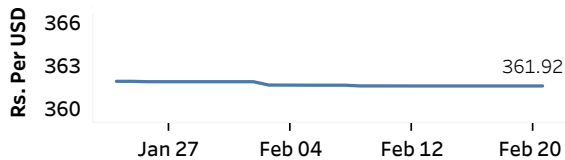
Central Bank of Sri Lanka
Statistics Department

Real GDP: 2022 Q3 -11.8% NCPI Y-o-Y Change: January 53.2% CCPI Y-o-Y Change: January 54.2%

Exchange Rates

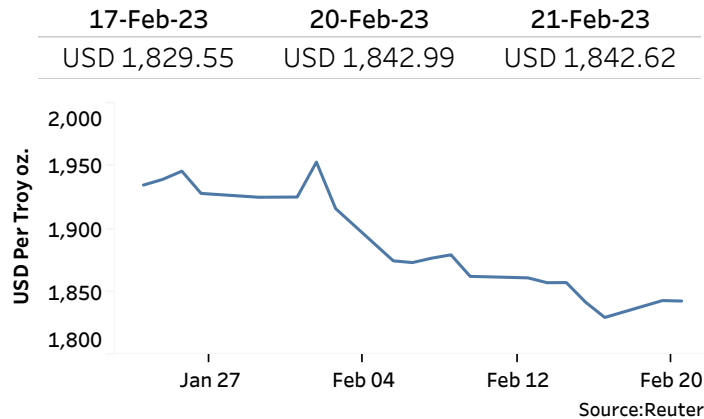
Rs. Per Unit	TT Buying	TT Selling
USD	359.9702	369.3116
GBP	430.7551	445.9341
EUR	381.1355	396.0427
JPY	2.6589	2.7613

Middle Rate of the USD/LKR Spot Exchange Rate



Source: Central Bank of Sri Lanka

Gold Price

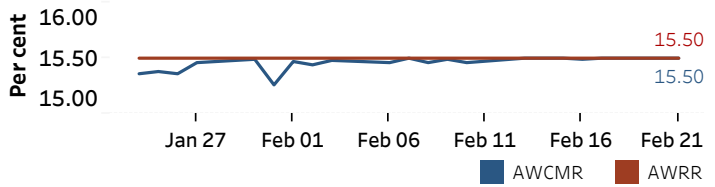


Source: Reuters

Money Market

Policy Rates: SDF Rate: 14.50% SLF Rate: 15.50% SRR: 4.00%

Overnight Money Market



Yield Rates of T-Bills

	Primary Market	Secondary Market
	17-Feb-23	20-Feb-23
91 Day	29.83	29.04
182 Day	28.67	27.96
364 Day	27.71	27.61

Source: Central Bank of Sri Lanka

Overnight Liquidity (Rs. bn)	20-Feb-23	21-Feb-23
	-179.66	-170.51

Share Market

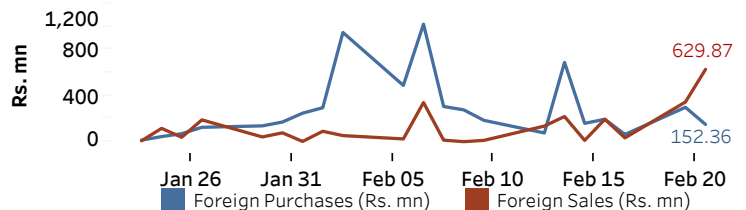
21-Feb-23

ASPI	▲	9,146.35
S&P SL20	▲	2,793.47

Daily Turnover

Rs. 2,424.35 mn

Market Capitalisation	PE Ratio
Rs. 4,004.03 bn	5.2

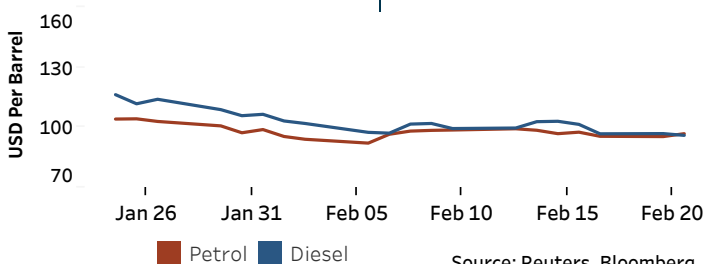


Source: Colombo Stock Exchange

Energy

Petroleum Products (USD per Barrel)

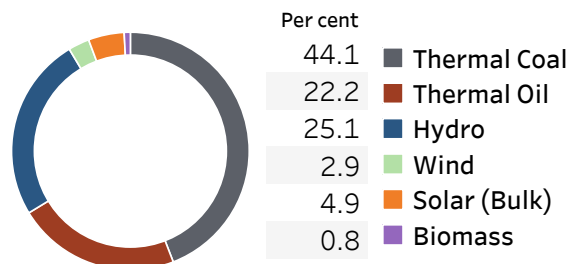
Crude Oil			Refined (Singapore Platts)		
22-Feb-23 *		20-Feb-23	21-Feb-23		
Brent	WTI	OPEC	Petrol	Diesel	Kerosene
82.71	76.16	82.02	96.90	96.05	102.76



Source: Reuters, Bloomberg

Electricity Generation

	20-Feb-23	21-Feb-23
Total Energy (GWh)	41.84	42.66
Peak Demand (MW)	2,078.60	2,214.10



Source: Ceylon Electricity Board