

# Daily Economic Indicators 20 February 2023



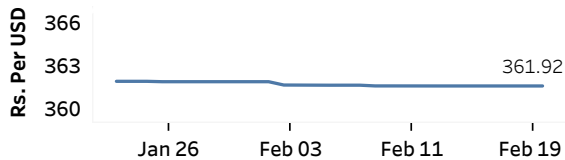
Central Bank of Sri Lanka  
Statistics Department

Real GDP: 2022 Q3 -11.8%    NCPI Y-o-Y Change: December 59.2%    CCPI Y-o-Y Change: January 54.2%

## Exchange Rates

Rs. Per Unit	TT Buying	TT Selling
USD	359.4464	369.5636
GBP	430.8491	446.1116
EUR	381.7114	396.6991
JPY	2.6603	2.7633

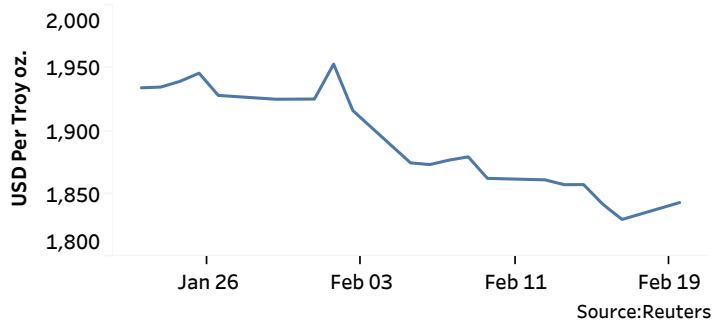
### Middle Rate of the USD/LKR Spot Exchange Rate



Source: Central Bank of Sri Lanka

## Gold Price

16-Feb-23	17-Feb-23	20-Feb-23
USD 1,841.71	USD 1,829.55	USD 1,842.99

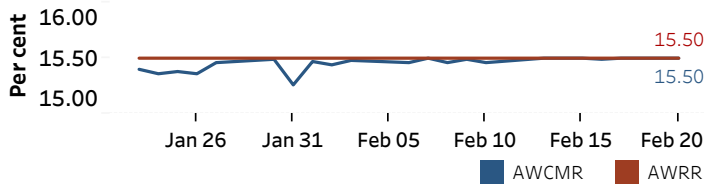


Source: Reuters

## Money Market

Policy Rates: SDF Rate: 14.50%    SLF Rate: 15.50%    SRR: 4.00%

### Overnight Money Market



Overnight Liquidity (Rs. bn)	17-Feb-23	20-Feb-23
	24.85	-179.66

### Yield Rates of T-Bills

	Primary Market 17-Feb-23	Secondary Market 17-Feb-23
91 Day	29.83	29.41
182 Day	28.67	27.96
364 Day	27.71	27.61

Source: Central Bank of Sri Lanka

## Share Market

20-Feb-23

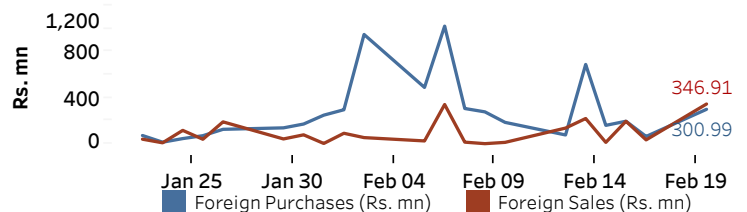
ASPI	▲	9,082.33
S&P SL20	▲	2,777.78

### Daily Turnover

Rs. 2,279.83 mn

Market Capitalisation	PE Ratio
Rs. 3,974.15 bn	5.1

### Foreign Purchases and Sales

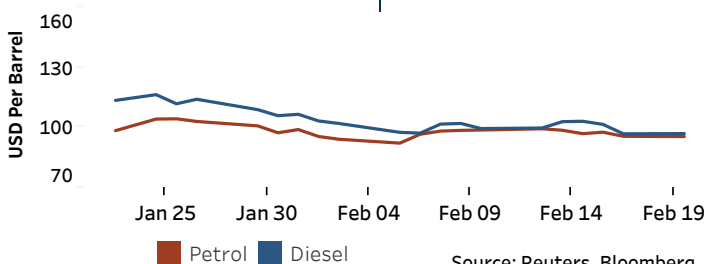


Source: Colombo Stock Exchange

## Energy

### Petroleum Products (USD per Barrel)

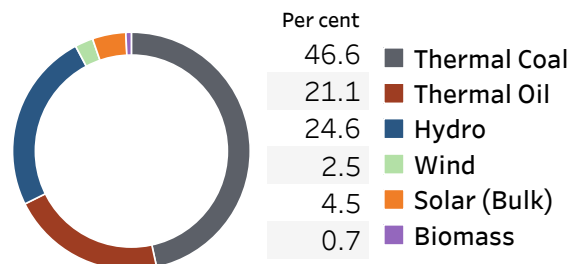
Crude Oil			Refined (Singapore Platts)		
21-Feb-23 *		17-Feb-23	20-Feb-23		
Brent	WTI	OPEC	Petrol	Diesel	Kerosene
83.63	77.12	81.73	95.45	96.94	102.59



Source: Reuters, Bloomberg

### Electricity Generation

	19-Feb-23	20-Feb-23
Total Energy (GWh)	36.79	41.84
Peak Demand (MW)	1,870.80	2,078.60



Source: Ceylon Electricity Board