

# Daily Economic Indicators 17 February 2023



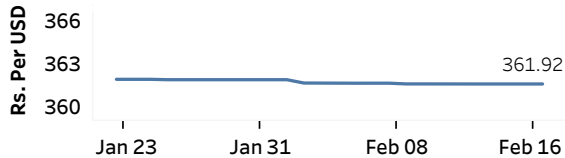
Central Bank of Sri Lanka  
Statistics Department

Real GDP: 2022 Q3 -11.8% NCPI Y-o-Y Change: December 59.2% CCPI Y-o-Y Change: January 54.2%

## Exchange Rates

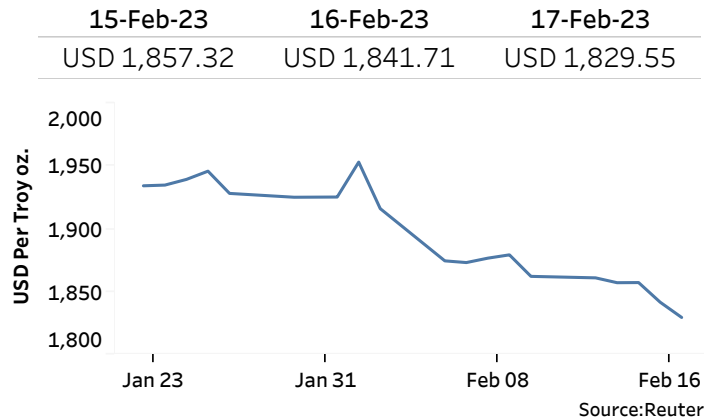
Rs. Per Unit	TT Buying	TT Selling
USD	359.4766	369.6666
GBP	428.2605	443.5531
EUR	380.7201	395.7525
JPY	2.6554	2.7582

### Middle Rate of the USD/LKR Spot Exchange Rate



Source: Central Bank of Sri Lanka

## Gold Price

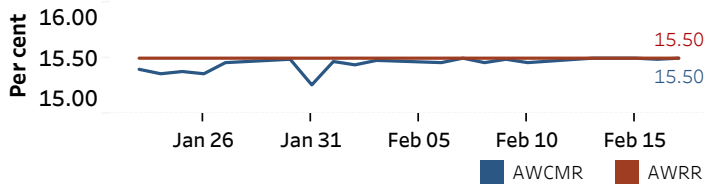


Source: Reuters

## Money Market

Policy Rates: SDF Rate: 14.50% SLF Rate: 15.50% SRR: 4.00%

### Overnight Money Market



### Yield Rates of T-Bills

	Primary Market 10-Feb-23	Secondary Market 16-Feb-23
91 Day	29.88	28.18
182 Day	28.72	29.03
364 Day	27.72	27.64

Source: Central Bank of Sri Lanka

Overnight Liquidity (Rs. bn) -207.96 24.85

## Share Market

17-Feb-23

ASPI ▲ 8,848.36  
S&P SL20 ▼ 2,712.74

### Daily Turnover

Rs.1,276.75 mn

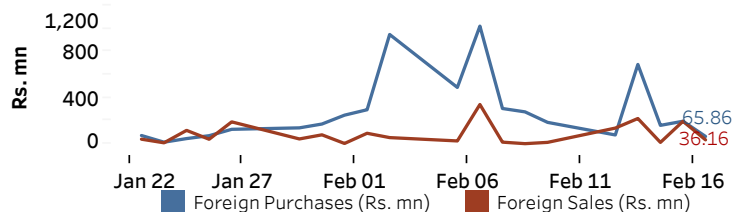
Market Capitalisation

Rs. 3,895.07 bn

PE Ratio

5.0

### Foreign Purchases and Sales

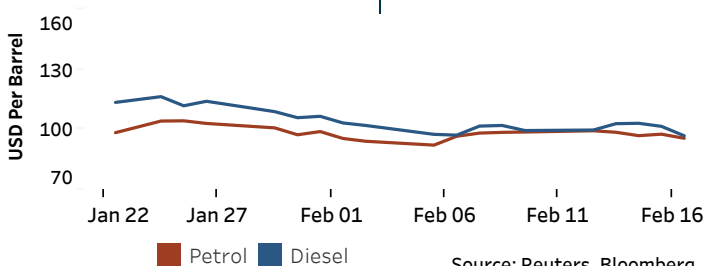


Source: Colombo Stock Exchange

## Energy

### Petroleum Products (USD per Barrel)

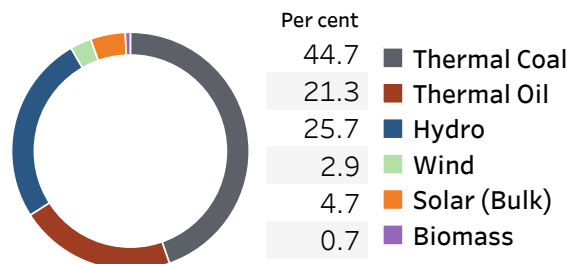
Crude Oil			Refined (Singapore Platts)		
20-Feb-23 *		16-Feb-23	17-Feb-23		
Brent	WTI	OPEC	Petrol	Diesel	Kerosene
82.96	76.27	83.76	95.59	96.83	102.40



Source: Reuters, Bloomberg

### Electricity Generation

	16-Feb-23	17-Feb-23
Total Energy (GWh)	43.70	43.84
Peak Demand (MW)	2,250.10	2,234.30



Source: Ceylon Electricity Board